# EFFICIENT & FLEXIBLE
# COMFORT
## FOR EVERY ROOM



Floating Air®

VERSATILE, SUPER-EFFICIENT & ULTRA-QUIET

### FRIEDRICH® FLOATING AIR™ DUCTLESS MINI-SPLIT SYSTEMS

Customized comfort has never been more convenient. Designed to match your unique heating and cooling needs, Friedrich Floating Air Ductless Mini-split Systems are available in single- and multi-zone options. Plus, every unit offers high energy efficiencies and quiet operation, delivering peace of mind season after season.

**Friedrich.com/FloatingAir**

ENERGY STAR

LOW GWP Refrigerant

FRIEDRICH

DELIVERING BOLDLY CRAFTED COMFORT

# Why Choose Friedrich®
## Floating Air™ Ductless Mini-split Systems



Designed to excel in both residential applications and light commercial applications, Friedrich Floating Air mini-split systems can efficiently heat one room, multiple rooms or whole homes. With ductless systems you experience:

### Zero Duct Loss

According to the DOE, ducted systems lose an average of 25–40% in performance due to leaks, cracks, or disconnections in ductwork. No ductwork means that ductless systems do not experience duct loss, saving energy and money.

### Heating & Cooling Flexibility

Friedrich Floating Air units are available in single-zone or multi-zone systems, making it easy to find the heating and cooling solution to best fit your needs.

### No Dirty Ducts

With a ductless system, there's no need to clean dirty air ducts that can harbor dust, germs, and allergens.

### Total Installation Flexibility

With Friedrich Floating Air systems, you can mix and match your outdoor unit with various indoor unit types: wall-mounted, ceiling cassettes, Insider® concealed ducted models and even a ducted air handler.



### Wall-mounted Units

Mount to the wall and include time-saving features to make installation and service faster and easier, ultimately saving you money.



### Ceiling Cassette Units

Install in a drop-ceiling and mount flush to the ceiling for a clean look and efficient installation.



### The Insider® Concealed Ducted Units

Install in the ceiling or furr down, providing hidden-from-sight comfort. In multi-zone systems, conditioned or non-conditioned air can be added to the ducting to allow fresh air into the conditioned space as desired.



### Air Handler

In applications where ductwork makes the most sense, such as replacing an existing system, the **air handler option delivers the best of both worlds**—the convenience of whole-home comfort with the small space and low sound of a side-discharge outdoor unit. In multi-zone configurations, air handlers can be combined with other indoor unit type(s) for additional flexibility.

# **Comfort Customized** to Your Needs



Comfort shouldn't be complicated. No matter what you're looking for, Friedrich® Floating Air™ systems—both single-zone and multi-zone—are packed with industry-leading advancements to meet your unique temperature needs while delivering high efficiencies and energy cost savings.

## **Single-zone** Systems

A single-zone system is best if you are looking to efficiently cool and heat a single room or space. Single-zone systems are a great alternative to traditional central HVAC systems.

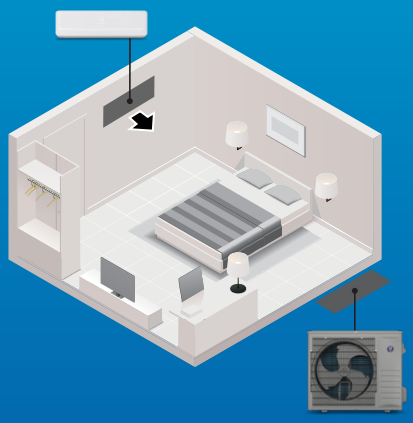

## **Multi-zone** Systems

A multi-zone system is best if you're looking for customized and efficient comfort for multiple rooms. Multi-zone systems allow you to set room-by-room temperature preferences for up to five zones. Plus, occupants can set the temperature of each zone to their preferred comfort level[1] or turn off units in unoccupied rooms without impacting other zones.

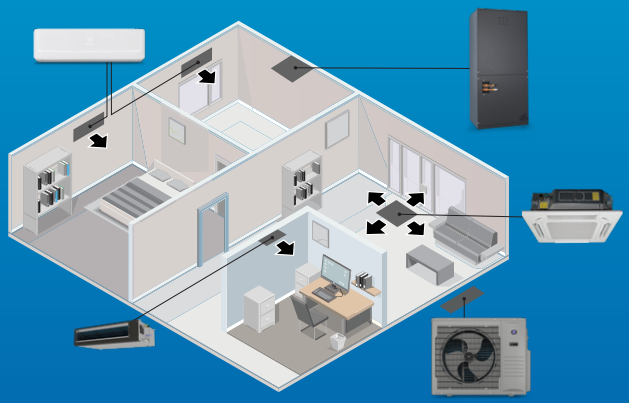

*[1]Multi-zone units cannot heat and cool simultaneously.*

### Easy Service & Maintenance

Designed with HVAC technicians in mind, wall-mounted units feature ***FastPro***®—which allows quick removal of the blower wheel assembly for easy maintenance, saving significant time on the job.

Scan to Watch Video: ***FASTPRO***®

### Precision Comfort

Floating Air units feature a Precision Inverter® compressor that ramps up quickly with Soft-Start™ technology to reach the indoor set temperature, then maintains precise temperature control for perfect comfort—and ongoing savings.

### Built to Perform & Built to Last

All systems are designed to heat and cool efficiently—and certain systems can operate efficiently in extreme temperatures, with cooling in ambient temperatures as low as 5°F and heating down to -22°F. Plus, all models feature Diamonblue™ Advanced Corrosion Protection, extending the unit's life.

### Smart Control

Adjust the set point, schedule, control multiple units in unison, and more, at home with the included wireless remote or on the go with the convenience of the ComfortPro mobile app.

# Precise Performance & Bold Features

Floating Air™ mini-split systems are engineered to deliver precise comfort and are packed with advanced features to help keep your environmental footprint and energy bills low.



## Saving Energy While Maximizing Comfort

Traditional air conditioners have on/off compressors that result in wild temperature swings, inefficient energy use, and hard stops/starts that may shorten the life of the unit.

Friedrich's **Precision Inverter®** variable speed compressor adjusts up or down based on need, providing the user precise temperature control, exceptional energy efficiencies, and dependably quiet operation.




PRECISION INVERTER®

**Automatically adjusts its performance based on the room's need.**

## At Home in the Extreme Cold

We designed Floating Air Pro X models to work all the way down to -22°F. So they're ready for whatever winter can dish out nearly everywhere. In fact, all Pro X models are ENERGY STAR® Cold Climate Heat Pump certified.




## Sustainable Operation

All Floating Air models utilize low-GWP refrigerant, with Select utilizing R-32 with a GWP of 675 and Pro and Pro X utilizing R-454B with a GWP of 466. Plus, many models are ENERGY STAR® certified, providing even greater energy savings.

## Built-in Wi-Fi Connectivity

- **Available on all wall-mounted and ceiling cassette models**
- **Easy-to-use ComfortPro mobile app**
- **Create customizable, seven-day schedule**
- **Control with smartphone or wireless remote**
- **Voice Command with Amazon Alexa and Google Home**




ComfortPRO MOBILE APP

works with Google Home

works with alexa

Scan to Download App: APPLE APP STORE

Scan to Download App: GOOGLE PLAY STORE

# Easy-to-clean Design
# for Fast Servicing & More Savings

## Save Time With *FastPro*®
### Easy-service Design

All wall-mounted units[1] feature alignment arrows to help contractors mark and drill holes with total confidence, while kickstands tilt the unit away from the wall, providing ample workspace. Floating Air units also feature:

**Modular Drain Pan Assembly**
Easy to remove for cleaning

**Quick Access**
Tangential blower and motor for easier repairs

**Clear Piping Access**
Simplifies maintenance tasks

**Wire Terminal Blocks**
Easy to access for servicing

**Onboard Error Codes**
Ensure trouble-free operation

**Complete Coil Access**
For easy cleaning










*[1]Excludes FAHSW36A3D. [2]Faster than similar installation, cleaning, and service performed on standard ductless wall-mounted units.*

## Simplified
### Troubleshooting

Diagnostics are faster, easier, and more accurate with the built-in troubleshooting tool on Friedrich multi-zone outdoor units, helping the contractor to save even more time.

**Scan to Watch Video:**
BUILT-IN
TROUBLESHOOTING

## We Thought of Everything...
### & Then Some

We evaluate every detail of a product from top to bottom, inside and out and every angle in between. That's 360°+1. And that's why you can count on these ductless mini-split systems to bring you and your family years of efficient and dependable comfort.

# FIND THE LINE
## THAT BEST SUITS YOUR NEEDS

Friedrich offers three exceptional lines of ductless mini-splits, each with unique features for simple installation, resulting in savings and easier maintenance visits. All models feature built-in Wi-Fi, auto restart, surge cool/heat, dry mode, auto clean, and advanced corrosion protection.

GOOD | BETTER | **BEST**

### Floating Air™ Pro X Series (Single- and Multi-zone)

The ultimate series with extreme operating ranges, extreme heat pump performance, high efficiencies, and available with three indoor installation options for both single- and multi-zone.




- Available in Wall-Mounted, Ceiling Cassette, The Insider® Concealed Ducted, and as an Air Handler; Single-zone 9K–24K BTU, Multi-zone Outdoor Unit Capacities 18K–42K BTU
- Extreme cold climate heat pump performance: 100% of rated capacity at 5°F[1]
- Extreme low ambient heat pump operation down to -22°F in Single-zone, and -13°F in Multi-zone
- All models ENERGY STAR® and ENERGY STAR® Cold Climate Heat Pump certified

GOOD | **BETTER** | BEST

### Floating Air™ Pro Series

This line delivers all the features of Floating Air Select Series models plus higher efficiencies and extended operating capacities.




- Available in Single-zone, Wall-Mounted only, 9K–24K BTU
- Efficiencies up to 25 SEER2
- All models ENERGY STAR® and ENERGY STAR® Cold Climate Heat Pump certified

GOOD | BETTER | BEST

### Floating Air™ Select Series

This line is ideal if you're looking to heat and cool a single room and in the market for an affordable and efficient comfort solution.




- Available in Single-zone, Wall-Mounted only, 9K–36K BTU
- ENERGY STAR® certified models available[2]

[1]*Pro X Series Multi-zone 42K BTU models operate at 86% capacity at 5°F.*
[2]*Applies to FSHW091C and FSHW183D model sets.*

# See the below comparison chart to help you choose among Floating Air Pro X, Pro and Select systems:



| | SYSTEM TYPE | | | | | | | | |
|---|---|---|---|---|---|---|---|---|---|
| | WALL-MOUNTED | | | | CEILING CASSETTE | | CONCEALED DUCTED | | AIR HANDLER |
| ZONES | SINGLE-ZONE | | | MULTI-ZONE | SINGLE-ZONE | MULTI-ZONE | SINGLE-ZONE | MULTI-ZONE | MULTI-ZONE |
| **Floating Air™ Series** | **Select** | **Pro** | **Pro X** | **Pro X** | **Pro X** | **Pro X** | **Pro X** The Insider® | **Pro X** The Insider® | **Pro X** |
| ***FastPro*® Design** | ✓* | ✓ | ✓ | ✓ | – | – | – | – | – |
| Built-in Wi-Fi Models, **ComfortPro** Mobile App | ✓ | ✓ | ✓ | ✓ | ✓ | ✓ | – | – | – |
| Available Voltage | 115V, 208/230V | 115V, 208/230V | 208/230V | 208/230V | 208/230V | 208/230V | 208/230V | 208/230V | 208/230V |
| SEER2 (Up To) | 21.0 | 25.0 | 21.0 | 23.0 | 20.0 | 23.0 | 19.5 | 19.0 | 19.0 |
| HSPF2 (Up To) | 9.8 | 11.0 | 10.0 | 10.0 | 10.5 | 10.0 | 9.5 | 9.4 | 9.4 |
| Low Ambient Cooling Operation | 5°F | 5°F | 5°F | 5°F | 5°F | 5°F | 5°F | 5°F | 5°F |
| Low Ambient Heating Operation | -5°F | -13°F | -22°F | -13°F | -22°F | -13°F | -22°F | -13°F | -13°F |
| **Diamonblue**™ Advanced Corrosion Protection | ✓ | ✓ | ✓ | ✓ | ✓ | ✓ | ✓ | ✓ | ✓ |
| Hard-wired Wall Controller Option with 7-day Programmability | ✓ | ✓ | ✓ | ✓ | ✓ | ✓ | Included | Included | Compatible with most 24V thermostats |
| Wireless Remote Control | Included | Included | Included | Included | Included | Included | – | – | – |
| Auto Changeover | ✓ | ✓ | ✓ | – | ✓ | – | ✓ | – | – |
| 4-Way Auto Swing | 2-way | ✓ | ✓ | ✓ | ✓ | ✓ | – | – | – |
| Washable Air Filter | ✓ | ✓ | ✓ | ✓ | ✓ | ✓ | ✓ | ✓ | – |

******FastPro*®* not available on FAHSW36A3D.*

# Floating Air® SELECT WALL-MOUNTED HEAT PUMPS

FEATURING OUR *FastPro*® EASY-SERVICE DESIGN

**GOOD** | BETTER | BEST

## Key Features

- ***FastPro***® design for the fastest access for maintenance of any wall-mounted ductless systems
- ENERGY STAR® certified models available*
- **Precision Inverter**® technology (variable speed compressor)
- Soft-Start™ compressor
- BLDC motor
- Built-in Wi-Fi
- Sleep mode
- Ultra quiet operation
- Easy-to-read temperature display
- Wireless remote control included
- Efficiencies of up to 21.0 SEER2

*indicates sustainability feature*

SMART HOME READY



## Single-zone

### 115 VOLT MODELS:



FAHSW09A1C, FAHSW12A1C



FSHSR09B1C, FSHSR12B1C

### 208/230 VOLT MODELS:



FAHFW18A3D, FAHFW24A3D



FSHSR18B3D, FSHSR24B3D



FAHSW36A3D
(***FastPro***® not available on this model)



FSHSR36B3D

PRECISION INVERTER® | ComfortPRO MOBILE APP | DIAMONDBLUE™ Advanced Corrosion Protection | FreshAire® IAQ READY | ENERGY STAR*

*Applies to FSHW091C and FSHW183D model sets.

| | | | | | | | |
|---|---|---|---|---|---|---|---|
| **MODEL** | **Model Set** | **Unit** | **FSHW091C** | **FSHW121C** | **FSHW183D** | **FSHW243D** | **FSHW363D** |
| | **Indoor Model** | | **FAHSW09A1C** | **FAHSW12A1C** | **FAHFW18A3D** | **FAHFW24A3D** | **FAHSW36A3D** |
| | **Outdoor Model** | | **FSHSR09B1C** | **FSHSR12B1C** | **FSHSR18B3D** | **FSHSR24B3D** | **FSHSR36B3D** |
| | Power Supply | V/Hz/ph | 115V~, 60Hz, 1P | | 208V/230V~, 60Hz, 1P | | |
| | ENERGY STAR® Standard | Y/N | Y | N | Y | N | N |
| | ENERGY STAR – Cold Climate | Y/N | N | N | N | N | N |
| **COOLING** | Rated Capacity @ 95°F | Btu/h | 9,000 | 12,000 | 18,000 | 24,000 | 34,600 |
| | Cooling Capacity Range (Min.–Max.) | Btu/h | 3,600–10,000 | 4,000–13,000 | 6,500–19,000 | 8,000–25,000 | 9,300–36,000 |
| | EER2 @ 95°F | Btu/h/W | 12.50 | 10.20 | 11.95 | 10.60 | 9.50 |
| | SEER2 | Btu/h/W | 20.00 | 18.00 | 21.00 | 19.50 | 20.00 |
| | Cooling Operating Range | °F | 5–118 | 5–118 | 5–118 | 5–118 | 5–118 |
| **HEATING** | Rated Capacity @ 47°F | Btu/h | 9,500 | 12,000 | 18,000 | 24,000 | 35,000 |
| | Heating Capacity Range (Min.–Max.) | Btu/h | 3,600–10,000 | 4,000–13,000 | 6,500–19,000 | 8,000–25,000 | 9,600–37,500 |
| | COP @ 47°F | W/W | 4.10 | 3.40 | 3.91 | 3.30 | 3.25 |
| | COP @ 5°F | W/W | 2.00 | 1.90 | 2.50 | 1.90 | 1.95 |
| | HSPF2 | Btu/h/W | 9.00 | 8.50 | 9.80 | 8.50 | 8.40 |
| | Rated Capacity Heating @ 17°F (-8.3°C) | Btu/h | 6,800 | 8,800 | 14,800 | 21,000 | 19,200 |
| | Maximum Heating Capacity @ 5°F (-15°C) | Btu/h | 6,000 | 7,500 | 15,000 | 18,500 | 20,000 |
| | Heating Operating Range | °F | -5–75 | -5–75 | -5–75 | -5–75 | -5–75 |
| **INDOOR AIRFLOW** | Air Circulation (Max./H/M/L) | $ft^3$ CFM | 382/341/294/247 | 394/365/312/253 | 647/588/482/382 | 706/647/559/441 | 1,059/1,018/883/712 |
| | Sound Rating – Indoor (Max./H/M/L/Quiet) | dB(A) | 42/39/37/35/32 | 42/39/37/35/32 | 48/45/41/39/36 | 50/48/43/41/39 | 52/48/43/39/38 |
| **INDOOR FAN MOTOR** | Output | W | 46 | 46 | 35 | 35 | 70 |
| | Speed (High/Med/Low) | r/min | 1,100/940/800 | 1,154/992/800 | 1,100/960/800 | 1,200/1,040/880 | 1,060/930/810 |
| **OUTDOOR AIRFLOW** | Air Circulation (High) for Outdoor | $ft^3$ CFM | 1,295 | 1,295 | 1,471 | 1,942 | 2,590 |
| | Sound Rating – Outdoor | dB(A) | 53.0 | 53.0 | 56.0 | 60.0 | 60.0 |
| **OUTDOOR FAN MOTOR** | Output | W | 36 | 36 | 60 | 102 | 102 |
| | Speed (High) | r/min | 850 | 880 | 840 | 880 | 900 |
| **ELECTRICAL** | Rated Current | Cooling (A) | 6.7 | 10.7 | 6.4 | 10.0 | 16.2 |
| | | Cooling (W) | 720 | 1,176 | 1,506 | 2,264 | 3,660 |
| | | Heating (A) | 6.2 | 9.6 | 8.1 | 9.5 | 13.8 |
| | | Heating (W) | 679 | 1,034 | 1,349 | 2,132 | 3,160 |
| | MOP (Rating of Overcurrent Protective Device) | A | 20 | 20 | 20 | 25 | 30 |
| | MCA (Minimum Circuit Ampacity) | A | 14.6 | 15.6 | 14.5 | 21.0 | 25.8 |
| | Communication Wire Size and Type | | 4 × 14 AWG Stranded THHN | | | | |
| **REFRIGERATION (R-32)** | Moisture Removal | pints/hr | 1.9 | 2.5 | 3.8 | 4.2 | 7.9 |
| | Refrigerant Charge Volume | oz. | 21.2 | 21.9 | 45.9 | 47.7 | 72.4 |
| | Liquid Pipe | in. | 1/4 | 1/4 | 1/4 | 3/8 | 3/8 |
| | Gas Pipe | in. | 3/8 | 3/8 | 1/2 | 5/8 | 5/8 |
| | Max. Pipe Length (Total) | ft. | 65.6 | 65.6 | 98.4 | 98.4 | 98.4 |
| | Max. Elevation (Indoor Units Higher Than Outdoor Unit) | ft. | 49.2 | 49.2 | 49.2 | 49.2 | 49.2 |
| | Pre-charge Pipe Length | ft. | 24.6 | 24.6 | 24.6 | 24.6 | 24.6 |
| | Additional Refrigerant Charge per Foot After 25 ft. | oz./ft. | 0.22 | 0.22 | 0.22 | 0.32 | 0.43 |
| **INDOOR UNIT DIMENSIONS & WEIGHTS** | Dimension (W×H×D) | in. | 33-7/8×11-2/8×8-4/8 | 33-7/8×11-2/8×8-4/8 | 45-2/8×13-2/8×10-1/8 | 45-2/8×13-2/8×10-1/8 | 52-3/8×14-2/8×10-6/8 |
| | | mm | 860×285×216 | 860×285×216 | 1,148×336×256 | 1,148×336×256 | 1,330×363×274 |
| | Packing (L×H×W) | in. | 36-5/8×15×11-2/8 | 36-5/8×15×11-2/8 | 47-7/8×16-1/8×13 | 47-7/8×16-1/8×13 | 56-1/8×15-4/8×18-1/8 |
| | | mm | 930×285×380 | 930×285×380 | 1,215×330×410 | 1,215×330×410 | 1,425×395×460 |
| | Net Weight | lbs. | 22.1 | 22.05 | 32.0 | 34.2 | 40.8 |
| | | kg | 10.0 | 10.0 | 14.5 | 15.5 | 18.5 |
| | Shipping Weight | lbs. | 26.5 | 26.5 | 37.5 | 39.7 | 50.3 |
| | | kg | 12.0 | 12.0 | 17.0 | 18.0 | 22.8 |
| **OUTDOOR UNIT DIMENSIONS & WEIGHTS** | Dimension (W×H×D) | in. | 28-1/8×21-2/8×9-4/8 | 28-1/8×21-2/8×9-4/8 | 31-7/8×23×11 | 33-7/8×25-5/8×12-2/8 | 35-3/8×29-4/8×13-3/8 |
| | | mm | 715×540×240 | 715×540×240 | 810×585×280 | 860×650×310 | 900×750×340 |
| | Packing (L×H×W) | in. | 32-5/8×23-1/8×13-3/8 | 32-5/8×23-1/8×13-3/8 | 37×25-2/8×15-1/8 | 39-1/8×28-3/8×16-4/8 | 41-6/8×32-2/8×17-6/8 |
| | | mm | 830×588×340 | 830×588×340 | 940×640×385 | 995×720×420 | 1,060×820×450 |
| | Net Weight | lbs. | 52.9 | 57.3 | 86.0 | 101.4 | 121.3 |
| | | kg | 24.0 | 26.0 | 39.0 | 46.0 | 55.0 |
| | Shipping Weight | lbs. | 57.3 | 61.7 | 92.6 | 110.3 | 132.3 |
| | | kg | 26.0 | 28.0 | 42.0 | 50.0 | 60.0 |

Standard

7 YR. PARTS WARRANTY

10 YR. COMPRESSOR WARRANTY

With Registration

10 YR. PARTS WARRANTY

10 YR. COMPRESSOR WARRANTY

# Floating Air® PRO SERIES WALL-MOUNTED HEAT PUMPS

FEATURING OUR FastPro® EASY-SERVICE DESIGN

GOOD | **BETTER** | BEST

## Key Features

- ***FastPro***® design for the fastest access for maintenance of any wall-mounted ductless systems
- All models ENERGY STAR® and ENERGY STAR® Cold Climate Heat Pump certified

SMART HOME READY

- **Precision Inverter**® technology (variable speed compressor)
- Soft-Start™ compressor
- BLDC motor
- Built-in Wi-Fi
- Sleep mode

*indicates sustainability feature*

- Ultra quiet operation
- Low ambient heat pump operation down to -13°F
- Easy-to-read temperature display
- Wireless remote control included



## Single-zone



FPHSR09A1C, FPHSR12A1C, FPHSR09A3D, FPHSR12A3D



FPHSR18A3D



FPHSR24A3D

**HIGH EFFICIENCY HEATING & COOLING**

- Efficiencies of up to 25.0 SEER2
- Efficiencies of up to 11.0 HSPF2

### 115 VOLT MODELS:



FAHSW09A1C and FAHSW12A1C

### 208/230 VOLT MODELS:



FAHFW09A3D, FAHFW12A3D, FAHFW18A3D, FAHFW24A3D

works with Google Home | works with alexa

PRECISION INVERTER® | ComfortPRO MOBILE APP | DIAMONDBLUE™ Advanced Corrosion Protection | FreshAire® IAQ READY | ENERGY STAR | ENERGY STAR COLD CLIMATE

| | | | | | | | | |
|---|---|---|---|---|---|---|---|---|
| **MODEL** | **Model Set** | **Unit** | **FPHW091C** | **FPHW121C** | **FPHW093D** | **FPHW123D** | **FPHW183D** | **FPHW243D** |
| | **Indoor Model** | | **FAHSW09A1C** | **FAHSW12A1C** | **FAHFW09A3D** | **FAHFW12A3D** | **FAHFW18A3D** | **FAHFW24A3D** |
| | **Outdoor Model** | | **FPHSR09A1C** | **FPHSR12A1C** | **FPHSR09A3D** | **FPHSR12A3D** | **FPHSR18A3D** | **FPHSR24A3D** |
| | Power Supply | V/Hz/ph | 115V~, 60Hz, 1P | | 208V/230V~, 60Hz, 1P | | | |
| | ENERGY STAR® Standard | Y/N | Y | Y | Y | Y | Y | Y |
| | ENERGY STAR – Cold Climate | Y/N | Y | Y | Y | Y | Y | Y |
| **COOLING** | Rated Capacity @ 95°F | Btu/h | 9,000 | 12,000 | 9,000 | 12,000 | 18,000 | 24,000 |
| | Cooling Capacity Range (Min.–Max.) | Btu/h | 3,600–10,000 | 4,000–13,000 | 3,600–10,000 | 4,000–13,000 | 6,500–19,000 | 8,000–25,000 |
| | EER2 @ 95°F | Btu/h/W | 14.05 | 12.25 | 13.65 | 12.25 | 12.95 | 12.25 |
| | SEER2 | Btu/h/W | 23.00 | 22.00 | 25.00 | 23.00 | 21.00 | 22.50 |
| | Cooling Operating Range (Min.–Max.) | °F | 5–118 | 5–118 | 5–118 | 5–118 | 5–118 | 5–118 |
| **HEATING** | Rated Capacity @ 47°F | Btu/h | 9,500 | 12,000 | 9,000 | 12,000 | 18,000 | 24,000 |
| | Heating Capacity Range (Min.–Max.) | Btu/h | 3,600–10,000 | 4,000–13,000 | 3,600–10,000 | 4,000–13,000 | 6,500–19,000 | 8,000–25,000 |
| | COP @ 47°F | W/W | 3.98 | 3.98 | 4.00 | 3.80 | 3.70 | 3.60 |
| | COP @ 5°F | W/W | 1.90 | 1.90 | 2.10 | 2.00 | 1.90 | 1.80 |
| | HSPF2 | Btu/h/W | 10.00 | 9.50 | 11.00 | 10.00 | 10.00 | 9.50 |
| | Rated Capacity Heating @ 17°F (-8.3°C) | Btu/h | 9,500 | 9,300 | 9,000 | 10,800 | 18,000 | 22,000 |
| | Maximum Heating Capacity @ 5°F (-15°C) | Btu/h | 8,700 | 9,200 | 9,000 | 11,000 | 18,000 | 19,800 |
| | Maximum Heating Capacity @ -13F (-25°C) | Btu/h | 4,600 | 5,900 | 5,400 | 6,100 | 11,500 | 12,100 |
| | Heating Operating Range (Min.–Max.) | °F | -13–75 | -13–75 | -13–75 | -13–75 | -13–75 | -13–75 |
| **INDOOR AIRFLOW** | Air Circulation (Max./H/M/L) | $ft^3$ CFM | 382/341/294/247 | 394/365/312/253 | 382/341/294/247 | 394/365/312/253 | 647/588/482/382 | 706/647/559/441 |
| | Sound Rating – Indoor (Max./H/M/L/Quiet) | dB(A) | 42/39/37/35/32 | 42/39/37/35/32 | 42/39/37/35/32 | 42/39/37/35/32 | 48/45/41/39/36 | 50/48/43/41/39 |
| **INDOOR FAN MOTOR** | Output | W | 46 | 46 | 25 | 25 | 35 | 35 |
| | Speed (High/Med/Low) | r/min | 1,100/940/800 | 1,154/992/800 | 1,101/938/800 | 1,154/992/800 | 1,100/960/800 | 1,200/1,040/880 |
| **OUTDOOR AIRFLOW** | Air Circulation (High) for Outdoor | $ft^3$ CFM | 1,471 | 1,471 | 1,471 | 1,471 | 1,942 | 2,531 |
| | Sound Rating – Outdoor | dB(A) | 53.0 | 53.0 | 53.0 | 53.0 | 58.0 | 61.0 |
| **OUTDOOR FAN MOTOR** | Output | W | 36 | 36 | 36 | 36 | 60 | 102 |
| | Speed (High) | r/min | 850 | 880 | 880 | 880 | 840 | 880 |
| **ELECTRICAL** | Rated Current | Cooling (A) | 6.0 | 6.0 | 2.5 | 4.3 | 6.1 | 8.7 |
| | | Cooling (W) | 641 | 980 | 659 | 980 | 1,390 | 1,959 |
| | | Heating (A) | 6.4 | 6.4 | 3.1 | 4.1 | 6.5 | 9.3 |
| | | Heating (W) | 696 | 960 | 659 | 926 | 1,426 | 1,954 |
| | MOP (Rating of Overcurrent Protective Device) | A | 20 | 20 | 15 | 15 | 20 | 25 |
| | MCA (Minimum Circuit Ampacity) | A | 16.0 | 16.0 | 9.5 | 10.5 | 20.0 | 22.0 |
| | Communication Wire Size and Type | | 4 × 14 AWG Stranded THHN | | | | | |
| **REFRIGERATION (R-454B)** | Moisture Removal | pints/hr | 1.9 | 2.5 | 1.9 | 2.5 | 3.2 | 4.7 |
| | Refrigerant Charge Volume | oz. | 33.5 | 35.3 | 35.3 | 38.1 | 53.0 | 70.6 |
| | Liquid Pipe | in. | 1/4 | 1/4 | 1/4 | 1/4 | 1/4 | 3/8 |
| | Gas Pipe | in. | 3/8 | 3/8 | 3/8 | 3/8 | 1/2 | 5/8 |
| | Max. Pipe Length (Total) | ft. | 65.6 | 65.6 | 65.6 | 65.6 | 98.4 | 98.4 |
| | Max. Elevation (Indoor Units Higher Than Outdoor Unit) | ft. | 49.2 | 49.2 | 49.2 | 49.2 | 49.2 | 49.2 |
| | Pre-charge Pipe Length | ft. | 24.6 | 24.6 | 24.6 | 24.6 | 24.6 | 24.6 |
| | Additional Refrigerant Charge per Foot After 25 ft. | oz./ft. | 0.22 | 0.22 | 0.22 | 0.22 | 0.22 | 0.32 |
| **INDOOR UNIT DIMENSIONS & WEIGHTS** | Dimension (W×H×D) | in. | 33-7/8×11-2/8×8-4/8 | 33-7/8×11-2/8×8-4/8 | 33-7/8×11-2/8×8-4/8 | 33-7/8×11-2/8×8-4/8 | 45-2/8×13-2/8×10-1/8 | 45-2/8×13-2/8×10-1/8 |
| | | mm | 860×285×216 | 860×285×216 | 860×285×216 | 860×285×216 | 1,148×336×256 | 1,148×336×256 |
| | Packing (L×H×W) | in. | 36-5/8×15×11-2/8 | 36-5/8×15×11-2/8 | 36-5/8×15×11-2/8 | 36-5/8×15×11-2/8 | 47-7/8×16-1/8×13 | 47-7/8×16-1/8×13 |
| | | mm | 930×380×285 | 930×380×285 | 930×380×285 | 930×380×285 | 1,215×410×330 | 1,425×460×395 |
| | Net Weight | lbs. | 22.05 | 22.05 | 22.1 | 22.05 | 34.2 | 34.2 |
| | | kg | 10.0 | 10.0 | 10.0 | 10.0 | 16.0 | 16.0 |
| | Shipping Weight | lbs. | 26.5 | 26.5 | 26.5 | 26.5 | 39.7 | 39.7 |
| | | kg | 12.0 | 12.0 | 12.0 | 12.0 | 18.0 | 18.0 |
| **OUTDOOR UNIT DIMENSIONS & WEIGHTS** | Dimension (W×H×D) | in. | 31-7/8×23×11 | 31-7/8×23×11 | 31-7/8×23×11 | 31-7/8×23×11 | 33-7/8×25-5/8×12-2/8 | 35-3/8×29-4/8×13-3/8 |
| | | mm | 810×585×280 | 810×585×280 | 810×585×280 | 810×585×280 | 860×650×310 | 900×750×340 |
| | Packing (L×H×W) | in. | 37×24-6/8×15-1/8 | 37×24-6/8×15-1/8 | 37×24-6/8×15-1/8 | 37×24-6/8×15-1/8 | 39-1/8×28-3/8×16-4/8 | 41-6/8×32-2/8×17-6/8 |
| | | mm | 940×630×385 | 940×630×385 | 940×630×385 | 940×630×385 | 995×720×420 | 1,060×820×450 |
| | Net Weight | lbs. | 75.0 | 77.2 | 70.6 | 70.6 | 97.0 | 112.5 |
| | | kg | 34.0 | 35.0 | 32.0 | 32.0 | 44.0 | 51.0 |
| | Shipping Weight | lbs. | 86.0 | 86.0 | 81.6 | 81.6 | 105.8 | 121.3 |
| | | kg | 39.0 | 39.0 | 37.0 | 37.0 | 48.0 | 55.0 |

Standard: 7 YR. PARTS WARRANTY; 10 YR. COMPRESSOR WARRANTY

With Registration: 10 YR. PARTS WARRANTY; 10 YR. COMPRESSOR WARRANTY

# Floating Air® PRO X WALL-MOUNTED HEAT PUMPS

FEATURING OUR FastPro® EASY-SERVICE DESIGN

GOOD | BETTER | **BEST**

## Key Features

- ***FastPro***® design for the fastest access for maintenance of any wall-mounted ductless systems
- All models ENERGY STAR® and ENERGY STAR® Cold Climate Heat Pump certified

SMART HOME READY

- **Precision Inverter**® technology (variable speed compressor)
- Soft-Start™ compressor
- BLDC motor
- Built-in Wi-Fi
- Sleep mode
- Ultra quiet operation

*indicates sustainability feature*

- Extreme cold climate heat pump performance: 100% of rated capacity at 5°F*
- Extreme low ambient heat pump operation
- Easy-to-read temperature display
- Wireless remote control included



*Pro X Multi-zone 42K BTU models operate at 86% capacity at 5°F.

## Single-zone



FPHFR09A3D, FPHFR12A3D



FPHFR18A3D, FPHFR24A3D

**EXTREME TEMPERATURE HEATING & COOLING**

- Low ambient heat pump operation down to -22°F
- Low ambient cooling operation down to 5°F
- Low temperature compressor start-up protection

## Multi-zone



FPHMR18A3D



FPHMR27A3D, FPHMR36A3D, FPHMR42A3D

**EXTREME TEMPERATURE HEATING & COOLING**

- Low ambient heat pump operation down to -13°F
- Low ambient cooling operation down to 5°F
- Low temperature compressor start-up protection

### 208/230 VOLT MODELS:



FAHMW07A3D, FAHFW09A3D, FAHFW12A3D, FAHFW18A3D, FAHFW24A3D

works with Google Home

works with alexa

PRECISION INVERTER® | ComfortPRO MOBILE APP | DIAMONDBLUE™ Advanced Corrosion Protection | FreshAire® IAQ READY | ENERGY STAR | ENERGY STAR COLD CLIMATE

| | | | | | | |
|---|---|---|---|---|---|---|
| **MODEL** | **Model Set** | **Unit** | **FXHW093D** | **FXHW123D** | **FXHW183D** | **FXHW243D** |
| | **Indoor Model** | | **FAHFW09A3D** | **FAHFW12A3D** | **FAHFW18A3D** | **FAHFW24A3D** |
| | **Outdoor Model** | | **FPHFR09A3D** | **FPHFR12A3D** | **FPHFR18A3D** | **FPHFR24A3D** |
| | Power Supply | V/Hz/ph | 208V/230V~, 60Hz, 1P | | | |
| | ENERGY STAR® Standard | Y/N | Y | Y | Y | Y |
| | ENERGY STAR – Cold Climate | Y/N | Y | Y | Y | Y |
| **COOLING** | Rated Capacity @ 95°F | Btu/h | 9,000 | 12,000 | 18,000 | 24,000 |
| | Cooling Capacity Range (Min.–Max.) | Btu/h | 4,500–10,800 | 4,500–12,700 | 7,800–22,000 | 10,000–28,000 |
| | EER2 @ 95°F | Btu/h/W | 12.00 | 11.2 | 11.7 | 11.0 |
| | SEER2 | Btu/h/W | 21.0 | 21.0 | 19.5 | 20.0 |
| | Cooling Operating Range (Min.–Max.) | °F | 5–125 | 5–125 | 5–125 | 5–125 |
| **HEATING** | Rated Capacity @ 47°F | Btu/h | 9,000 | 12,000 | 18,000 | 24,000 |
| | Heating Capacity Range (Min.–Max.) | Btu/h | 5,400–12,600 | 5,500–16,700 | 6,700–25,100 | 7,800–32,500 |
| | COP @ 47°F | W/W | 3.52 | 3.52 | 3.52 | 3.28 |
| | COP @ 5°F | W/W | 1.80 | 1.80 | 1.80 | 1.80 |
| | HSPF2 | Btu/h/W | 10.00 | 10.00 | 9.50 | 10.00 |
| | Rated Capacity Heating @ 17°F (-8.3°C) | Btu/h | 6,700 | 8,900 | 13,400 | 18,000 |
| | Maximum Heating Capacity @ 5°F (-15°C) | Btu/h | 9,100 | 12,100 | 18,100 | 24,200 |
| | Maximum Heating Capacity @ -13°F (-25°C) | Btu/h | 6,700 | 9,000 | 13,500 | 18,000 |
| | Heating Operating Range (Min.–Max.) | °F | -22–75 | -22–75 | -22–75 | -22–75 |
| **INDOOR AIRFLOW** | Air Circulation (Max./H/M/L) | $ft^3$ CFM | 382/341/294/247 | 394/365/312/253 | 647/588/482/382 | 706/647/559/441 |
| | Sound Rating – Indoor (Max./H/M/L/Quiet) | dB(A) | 42/39/37/35/32 | 42/39/37/35/32 | 48/45/41/39/36 | 50/48/43/41/39 |
| **INDOOR FAN MOTOR** | Output | W | 25 | 25 | 35 | 35 |
| | Speed (High/Med/Low) | r/min | 1,100/940/800 | 1,150/990/800 | 1,100/960/800 | 1,200/1,040/880 |
| **OUTDOOR AIRFLOW** | Air Circulation (High) for Outdoor | $ft^3$ CFM | 1,354 | 1,354 | 1,853 | 2,235 |
| | Sound Rating – Outdoor | dB(A) | 59.0 | 59.0 | 56.0 | 59.0 |
| **OUTDOOR FAN MOTOR** | Output | W | 40 | 40 | 60 | 110 |
| | Speed (High) | r/min | 880 | 880 | 880 | 870 |
| **ELECTRICAL** | Rated Current | Cooling (A) | 3.9 | 4.5 | 6.7 | 8.9 |
| | | Cooling (W) | 750 | 1,000 | 1,500 | 2,000 |
| | | Heating (A) | 3.9 | 4.5 | 6.4 | 8.5 |
| | | Heating (W) | 750 | 1,000 | 1,440 | 2,069 |
| | MOP (Rating of Overcurrent Protective Device) | A | 15 | 15 | 20 | 25 |
| | MCA (Minimum Circuit Ampacity) | A | 12.0 | 12.0 | 16.0 | 22.0 |
| | Communication Wire Size and Type | | 4 × 14 AWG Stranded THHN | | | |
| **REFRIGERATION (R-454B)** | Moisture Removal | pints/hr | 1.9 | 2.54 | 3.39 | 4.23 |
| | Refrigerant Charge Volume | oz. | 38.1 | 38.1 | 56.4 | 74.1 |
| | Liquid Pipe | in. | 1/4 | 1/4 | 1/4 | 3/8 |
| | Gas Pipe | in. | 3/8 | 3/8 | 1/2 | 5/8 |
| | Max. Pipe Length (Total) | ft. | 130.0 | 130.0 | 150.0 | 165.0 |
| | Max. Elevation (Indoor Units Higher Than Outdoor Unit) | ft. | 50.0 | 50.0 | 80.0 | 100.0 |
| | Pre-charge Pipe Length | ft. | 25.0 | 25.0 | 25.0 | 25.0 |
| | Additional Refrigerant Charge per Foot After 25 ft. | oz./ft. | 0.16 | 0.16 | 0.16 | 0.38 |
| **INDOOR UNIT DIMENSIONS & WEIGHTS** | Dimension (W×H×D) | in. | 33-7/8×11-2/8×8-4/8 | 33-7/8×11-2/8×8-4/8 | 45-2/8×13-2/8×10-1/8 | 45-2/8×13-2/8×10-1/8 |
| | | mm | 860×285×216 | 860×285×216 | 1,148×336×256 | 1,148×336×256 |
| | Packing (L×H×W) | in. | 36-5/8×15×11-2/8 | 36-5/8×15×11-2/8 | 47-7/8×16-1/8×13 | 47-7/8×16-1/8×13 |
| | | mm | 930×380×285 | 930×380×285 | 1,215×410×330 | 1,215×410×330 |
| | Net Weight | lbs. | 22.1 | 22.1 | 34.2 | 34.2 |
| | | kg | 10.0 | 10.0 | 15.5 | 15.5 |
| | Shipping Weight | lbs. | 26.5 | 26.5 | 39.7 | 39.7 |
| | | kg | 12.0 | 12.0 | 18.0 | 18.0 |
| **OUTDOOR UNIT DIMENSIONS & WEIGHTS** | Dimension (W×H×D) | in. | 31-7/8×22-7/8×11 | 31-7/8×22-7/8×11 | 33-7/8×26-3/8×12-1/4 | 35-3/8×29-1/2×13-3/8 |
| | | mm | 810×580×280 | 810×580×280 | 860×670×310 | 900×750×340 |
| | Packing (L×H×W) | in. | 37×16-1/2×25-1/4 | 37×16-1/2×25-1/4 | 39×17-3/4×28-3/4 | 41×32-5/8×18-1/8 |
| | | mm | 940×420×640 | 940×420×640 | 990×450×730 | 1,040×830×460 |
| | Net Weight | lbs. | 79.4 | 79.4 | 103.6 | 123.4 |
| | | kg | 36.0 | 36.0 | 47.0 | 56.0 |
| | Shipping Weight | lbs. | 86.0 | 86.0 | 111.3 | 132.3 |
| | | kg | 39.0 | 39.0 | 50.5 | 60.0 |

Standard | With Registration

7 YR. PARTS WARRANTY | 10 YR. COMPRESSOR WARRANTY | 10 YR. PARTS WARRANTY | 10 YR. COMPRESSOR WARRANTY

## FLOATING AIR™ PRO X | MULTI-ZONE | WALL-MOUNTED HEAT PUMPS

| MODEL | Indoor Model | Unit | FAHMW07A3D | FAHFW09A3D | FAHFW12A3D | FAHFW18A3D | FAHFW24A3D |
|---|---|---|---|---|---|---|---|
| | Power Supply | V/ph/Hz | 208V/230V~,60Hz,1P | | | | |
| COOLING | Rated Capacity @ 95°F | Btu/h | 7,000 | 9,000 | 12,000 | 18,000 | 24,000 |
| | Cooling Capacity Range (Min.–Max.) | Btu/h | 3,600–10,000 | 4,600–12,700 | 4,600–12,700 | 7,800–22,000 | 10,000–28,000 |
| HEATING | Rated Capacity @ 47°F | Btu/h | 8,500 | 9,000 | 12,000 | 18,000 | 24,000 |
| | Heating Capacity Range (Min.–Max.) | Btu/h | 3,600–10,000 | 5,500–16,000 | 5,500–16,000 | 7,800–23,000 | 6,700–30,000 |
| AIRFLOW | Air Circulation (Max./H/M/L) | $ft^3$ CFM | 382/341/294/247 | 382/341/294/247 | 394/365/312/253 | 647/588/482/382 | 706/647/559/441 |
| | Sound Rating – Indoor (Max./H/M/L/Quiet) | dB(A) | 42/39/37/35/32 | 42/39/37/35/32 | 42/39/37/35/32 | 48/45/41/39/36 | 50/48/43/41/39 |
| FAN MOTOR | Output | W | 25 | 25 | 25 | 35 | 35 |
| | Speed (High/Med/Low) | r/min | 1,101/938/800 | 1,100/938/800 | 1,154/992/800 | 1,100/960/800 | 1,200/1,040/880 |
| DIMENSIONS & WEIGHTS | Dimension (W×H×D) | in. | 33-7/8×11-2/8×8-4/8 | 33-7/8×11-2/8×8-4/8 | 33-7/8×11-2/8×8-4/8 | 45-2/8×13-2/8×10-1/8 | 45-2/8×13-2/8×10-1/8 |
| | | mm | 860×285×216 | 860×285×216 | 860×285×216 | 1,148×336×256 | 1,148×336×256 |
| | Packing (L×H×W) | in. | 36-5/8×15×11-2/8 | 36-5/8×15×11-2/8 | 36-5/8×15×11-2/8 | 47-7/8×16-1/8×13 | 47-7/8×16-1/8×13 |
| | | mm | 930×380×285 | 930×380×285 | 930×380×285 | 1,215×410×330 | 1,215×410×330 |
| | Net Weight | lbs. | 22.1 | 22.1 | 22.1 | 34.2 | 34.2 |
| | | kg | 10.0 | 10.0 | 10.0 | 15.5 | 15.5 |
| | Shipping Weight | lbs. | 26.5 | 26.5 | 26.5 | 39.7 | 39.7 |
| | | kg | 12.0 | 12.0 | 12.0 | 18.0 | 18.0 |

## FLOATING AIR™ PRO X | MULTI-ZONE | OUTDOOR UNITS

For Outdoor Model Specs, see page 22.

# Floating Air® PRO X CEILING CASSETTE HEAT PUMPS

GOOD | BETTER | **BEST**

*indicates sustainability feature*

## Key Features

- All models ENERGY STAR® and ENERGY STAR® Cold Climate Heat Pump certified
- **Precision Inverter®** technology (variable speed compressor)
- Soft-Start™ compressor
- BLDC motor
- Built-in Wi-Fi
- Sleep mode
- 3 fan speeds
- Ultra-quiet turbo fan
- Precise 4-way air distribution
- Evaporator frost control
- Built-in drain lift
- Flexible installation
- Clean, modern look
- Wireless remote control included

SMART HOME READY



## Single-zone



FPHFR09A3D, FPHFR12A3D



FPHFR18A3D, FPHFR24A3D, FPHFR36A3D

**EXTREME TEMPERATURE HEATING & COOLING**

- Low ambient heat pump operation down to -22°F
- Low ambient cooling operation down to 5°F
- Low temperature compressor start-up protection

## Multi-zone



FPHMR18A3D



FPHMR27A3D, FPHMR36A3D, FPHMR42A3D

**EXTREME TEMPERATURE HEATING & COOLING**

- Low ambient heat pump operation down to -22°F
- Low ambient cooling operation down to 5°F
- Low temperature compressor start-up protection

## Cassettes



FPHFC09A3D, FPHFC12A3D



FPHFC18A3D, FPHFC24A3D, FPHSC36A3D

works with Google Home

works with alexa

**NOTE:** *Images include cassette and grilles—sold separately. See next page.*

PRECISION INVERTER® | ComfortPRO MOBILE APP | DIAMONDBLUE™ Advanced Corrosion Protection | FreshAire® IAQ READY | ENERGY STAR | ENERGY STAR COLD CLIMATE

| | | | | | | | |
|---|---|---|---|---|---|---|---|
| MODEL | Model Set | Unit | FPHC093D | FPHC123D | FPHC183D | FPHC243D | FPHC363D |
| | Indoor Model | | FPHFC09A3D | FPHFC12A3D | FPHFC18A3D | FPHFC24A3D | FPHSC36A3D |
| | Outdoor Model | | FPHFR09A3D | FPHFR12A3D | FPHFR18A3D | FPHFR24A3D | FPHFR36A3D |
| | Power Supply | V/Hz/ph | 208V/230V~, 60Hz, 1P | | | | |
| | ENERGY STAR® Standard | Y/N | Y | Y | Y | Y | Y |
| | ENERGY STAR – Cold Climate | Y/N | Y | Y | Y | Y | Y |
| COOLING | Rated Capacity @ 95°F | Btu/h | 9,000 | 12,000 | 18,000 | 24,000 | 36,000 |
| | Cooling Capacity Range (Min.–Max.) | Btu/h | 4,300–14,500 | 4,300–14,500 | 4,900–23,200 | 10,900–30,500 | 12,000–45,000 |
| | EER2 @ 95°F | Btu/h/W | 12.00 | 12.00 | 12.00 | 12.00 | 12.00 |
| | SEER2 | Btu/h/W | 20.00 | 20.00 | 20.00 | 20.00 | 19.50 |
| | Cooling Operating Range (Min.–Max.) | °F | 5–125 | 5–125 | 5–125 | 5–125 | 5–125 |
| HEATING | Rated Capacity @ 47°F | Btu/h | 9,000 | 12,000 | 18,000 | 24,000 | 36,000 |
| | Heating Capacity Range (Min.–Max.) | Btu/h | 5,500–18,000 | 5,500–18,000 | 8,000–30,000 | 8,200–34,000 | 11,000–45,000 |
| | COP @ 47°F | W/W | 3.52 | 3.52 | 3.38 | 3.52 | 3.70 |
| | COP @ 5°F | W/W | 1.80 | 1.80 | 2.00 | 2.00 | 2.00 |
| | HSPF2 | Btu/h/W | 9.50 | 9.50 | 10.00 | 10.50 | 9.50 |
| | Rated Capacity Heating @ 17°F (-8.3°C) | Btu/h | 8,900 | 8,900 | 14,100 | 19,100 | 25,500 |
| | Maximum Heating Capacity @ 5°F (-15°C) | Btu/h | 12,000 | 12,000 | 18,000 | 24,000 | 36,000 |
| | Maximum Heating Capacity @ -13°F (-25°C) | Btu/h | 8,800 | 8,800 | 13,200 | 16,200 | 26,500 |
| | Heating Operating Range (Min.–Max.) | °F | -22–75 | -22–75 | -22–75 | -22–75 | -22–75 |
| INDOOR AIRFLOW | Air Circulation (Max./H/M/L) | ft³ CFM | 341/341/294/235 | 341/341/294/235 | 643/643/554/465 | 706/706/588/494 | 1,030/1,030/883/736 |
| | Sound Rating – Indoor (High) | dB(A) | 39 | 39 | 35 | 38 | 50 |
| INDOOR FAN MOTOR | Output | W | 57 | 57 | 75 | 75 | 106 |
| | Speed (High/Medium/Low) | r/min | 700/600/500 | 700/600/500 | 420/380/320 | 470/400/340 | 660/560/480 |
| OUTDOOR AIRFLOW | Air Circulation (High) for Outdoor | ft³ CFM | 1,354 | 1,354 | 1,853 | 2,235 | 3,350 |
| | Sound Rating – Outdoor | dB(A) | 51.0 | 51.0 | 53.0 | 56.0 | 63.0 |
| OUTDOOR FAN MOTOR | Output | W | 40 | 40 | 60 | 110 | 250 |
| | Speed (High) | r/min | 880 | 880 | 880 | 870 | 850 |
| ELECTRICAL | Rated Current | Cooling (A) | 3.00 | 4.30 | 6.30 | 8.50 | 14.20 |
| | | Cooling (W) | 750 | 1,000 | 1,500 | 2,000 | 3,000 |
| | | Heating (A) | 3.00 | 4.25 | 6.78 | 8.50 | 13.50 |
| | | Heating (W) | 750 | 1,000 | 1,560 | 2,000 | 2,850 |
| | MOP (Rating of Overcurrent Protective Device) | A | 15 | 15 | 20 | 25 | 35 |
| | MCA (Minimum Circuit Ampacity) | A | 12 | 12 | 16 | 22 | 30 |
| | Communication Wire Size and Type | | 4 × 14 AWG Stranded THHN | | | | |
| REFRIGERATION (R-454B) | Moisture Removal | pints/hr | 1.96 | 3.14 | 4.22 | 6.26 | 9.55 |
| | Refrigerant Charge Volume | oz. | 38.1 | 38.1 | 56.4 | 74.1 | 112.8 |
| | Liquid Pipe | in. | 1/4 | 1/4 | 1/4 | 3/8 | 3/8 |
| | Gas Pipe | in. | 3/8 | 3/8 | 1/2 | 5/8 | 5/8 |
| | Max. Pipe Length (Total) | ft. | 130 | 130 | 150 | 165 | 164 |
| | Max. Elevation (Indoor Units Higher Than Outdoor Unit) | ft. | 50 | 50 | 80 | 100 | 98 |
| | Pre-charge Pipe Length | ft. | 25 | 25 | 25 | 25 | 25 |
| | Additional Refrigerant Charge per Foot After 25 ft. | oz./ft. | 0.16 | 0.16 | 0.16 | 0.38 | 0.38 |
| INDOOR UNIT DIMENSIONS & WEIGHTS | Dimension (W×H×D) | in. | 22-1/2×8-1/2×22-1/2 | 22-1/2×8-1/2×22-1/2 | 33-1/8×9-1/4×33-1/8 | 33-1/8×9-1/4×33-1/8 | 33-1/8×10-3/4×33-1/8 |
| | | mm | 570×215×570 | 570×215×570 | 840×236×840 | 840×236×840 | 840×272×840 |
| | Packing (L×W×H) | in. | 28-3/4×26-1/4×11-1/2 | 28-3/4×26-1/4×11-1/2 | 37-3/8×12-5/8×37-3/8 | 37-3/8×12-5/8×37-3/8 | 37-3/8×14-1/8×37-3/8 |
| | | mm | 730×668×292 | 730×668×292 | 950×320×950 | 950×320×950 | 950×360×950 |
| | Net Weight | lbs. | 34.2 | 34.2 | 52.9 | 52.9 | 57.3 |
| | | kg | 15.5 | 15.5 | 24.0 | 24.0 | 26.0 |
| | Shipping Weight | lbs. | 40.8 | 40.8 | 63.9 | 63.9 | 70.6 |
| | | kg | 18.5 | 18.5 | 29.0 | 29.0 | 32.0 |
| OUTDOOR UNIT DIMENSIONS & WEIGHTS | Dimension (W×H×D) | in. | 31-7/8×22-7/8×11 | 31-7/8×22-7/8×11 | 33-7/8×26-3/8×12-1/4 | 35-3/8×29-1/2×13-3/8 | 43-1/4×34-1/2×17-3/4 |
| | | mm | 810×580×280 | 810×580×280 | 860×670×310 | 900×750×340 | 1,100×875×450 |
| | Packing (L×W×H) | in. | 37×16-1/2×25-1/4 | 37×16-1/2×25-1/4 | 39×17-3/4×28-3/4 | 41×32-5/8×18-1/8 | 45-7/8×39-1/2×21-1/4 |
| | | mm | 940×420×640 | 940×420×640 | 990×730×450 | 1,040×830×460 | 1,165×1,005×540 |
| | Net Weight | lbs. | 79.4 | 79.4 | 103.6 | 123.4 | 185.2 |
| | | kg | 36.0 | 36.0 | 47.0 | 56.0 | 84.0 |
| | Shipping Weight | lbs. | 86.0 | 86.0 | 111.3 | 132.3 | 209.4 |
| | | kg | 39.0 | 39.0 | 50.5 | 60.0 | 95.0 |
| GRILLE DIMENSIONS & WEIGHTS | Dimension (W×H×D) | in. | 24-3/8×1-5/8×24-3/8 | 24-3/8×1-5/8×24-3/8 | 37-3/8×2×37-3/8 | 37-3/8×2×37-3/8 | 37-3/8×2×37-3/8 |
| | | mm | 620×40×620 | 620×40×620 | 950×50×950 | 950×50×950 | 950×50×950 |
| | Packing (L×W×H) | in. | 27-1/8×26-3/4×4-1/2 | 27-1/8×26-3/4×4-1/2 | 40-1/8×39-3/8×4-1/8 | 40-1/8×39-3/8×4-1/8 | 40-1/8×39-3/8×4-1/8 |
| | | mm | 690×680×115 | 690×680×115 | 1,020×1,000×105 | 1,020×1,000×105 | 1,020×1,000×105 |
| | Net Weight | lbs. | 5.7 | 5.7 | 14.3 | 14.3 | 14.3 |
| | | kg | 2.6 | 2.6 | 6.5 | 6.5 | 6.5 |
| | Shipping Weight | lbs. | 9.9 | 9.9 | 19.8 | 19.8 | 19.84 |
| | | kg | 4.5 | 4.5 | 9.0 | 9.0 | 9.0 |

Standard

7 YR. PARTS WARRANTY

10 YR. COMPRESSOR WARRANTY

With Registration

10 YR. PARTS WARRANTY

10 YR. COMPRESSOR WARRANTY

## Ceiling Cassette Grilles

**(Required – Not Included)**



FPCG0912A



FPCG182436A

| DECORATIVE GRILLE | |
|---|---|
| FPCG0912A | FPCG182436A |
| FITS FPHFC09A3D, FPHFC12A3D | FITS FPHFC18A3D, FPHFC24A3D, FPHFC36A3D |

## FLOATING AIR™ PRO X | MULTI-ZONE | CEILING CASSETTE HEAT PUMPS

| | | | | | | |
|---|---|---|---|---|---|---|
| **MODEL** | **Indoor Model** | **Unit** | **FPHFC09A3D** | **FPHFC12A3D** | **FPHFC18A3D** | **FPHFC24A3D** |
| | Power Supply | V/ph/Hz | 208V/230V~, 60Hz, 1P | | | |
| **COOLING** | Rated Capacity @ 95°F | Btu/h | 9,000 | 12,000 | 18,000 | 24,000 |
| | Cooling Capacity Range (Min.–Max.) | Btu/h | 4,300–14,500 | 4,300–14,500 | 4,900–23,200 | 10,900–30,500 |
| **HEATING** | Rated Capacity @ 47°F | Btu/h | 9,000 | 12,000 | 18,000 | 24,000 |
| | Heating Capacity Range (Min.–Max.) | Btu/h | 5,500–18,000 | 5,500–18,000 | 8,000–30,000 | 8,200–34,000 |
| **AIRFLOW** | Air Circulation (H/M/L) | $ft^3$ CFM | 341/341/294/235 | 341/341/294/235 | 643/643/554/465 | 706/706/588/494 |
| | Sound Rating – Indoor (H/M/L) | dB(A) | 52 | 52 | 50 | 53 |
| **FAN MOTOR** | Output | W | 57 | 57 | 75 | 75 |
| | Speed (High/Med/Low) | r/min | 700/600/500 | 700/600/500 | 420/380/320 | 470/400/340 |
| **DIMENSIONS & WEIGHTS** | Dimension (W×H×D) | in. | 22-1/2×8-1/2×22-1/2 | 22-1/2×8-1/2×22-1/2 | 33-1/8×9-1/4×33-1/8 | 33-1/8×9-1/4×33-1/8 |
| | | mm | 570×215×570 | 570×215×570 | 840×236×840 | 840×236×840 |
| | Packing (L×W×H) | in. | 28-3/4×26-1/4×11-1/2 | 28-3/4×26-1/4×11-1/2 | 37-3/8×12-5/8×37-3/8 | 37-3/8×12-5/8×37-3/8 |
| | | mm | 730×668×292 | 730×668×292 | 950×950×320 | 950×950×320 |
| | Net Weight | lbs. | 34.2 | 34.2 | 52.9 | 52.9 |
| | | kg | 15.5 | 15.5 | 24.0 | 24.0 |
| | Shipping Weight | lbs. | 40.8 | 40.8 | 63.9 | 63.9 |
| | | kg | 18.5 | 18.5 | 29.0 | 29.0 |
| **INDOOR GRILLE** | Dimension (W×H×D) | in. | 24-3/8×1-5/8×24-3/8 | 24-3/8×1-5/8×24-3/8 | 37-3/8×2×37-3/8 | 37-3/8×2×37-3/8 |
| | | mm | 620×40×620 | 620×40×620 | 950×50×950 | 950×50×950 |
| | Packing (L×W×H) | in. | 27-1/8×26-3/4×4-1/2 | 27-1/8×26-3/4×4-1/2 | 40-1/8×39-3/8×4-1/8 | 40-1/8×39-3/8×4-1/8 |
| | | mm | 690×680×115 | 690×680×115 | 1,020×1,000×105 | 1,020×1,000×105 |
| | Net Weight | lbs. | 5.7 | 5.7 | 14.3 | 14.3 |
| | | kg | 2.6 | 2.6 | 6.5 | 6.5 |
| | Shipping Weight | lbs. | 9.9 | 9.9 | 19.8 | 19.84 |
| | | kg | 4.5 | 4.5 | 9.0 | 9.0 |

Standard | With Registration

7 YR. PARTS WARRANTY | 10 YR. COMPRESSOR WARRANTY | 10 YR. PARTS WARRANTY | 10 YR. COMPRESSOR WARRANTY

## FLOATING AIR™ PRO X | MULTI-ZONE | OUTDOOR UNITS

For Outdoor Model Specs, see page 22.

Floating Air®

GOOD | BETTER | **BEST**

# PRO X

## THE INSIDER® CONCEALED DUCTED HEAT PUMPS



### Key Features

- All models ENERGY STAR® and ENERGY STAR® Cold Climate Heat Pump certified
- **Precision Inverter®** technology (variable speed compressor)
- Soft-Start™ compressor
- BLDC motor
- 3 fan speeds
- External static pressure range 0–.40 (single-zone)
- External static pressure range 9K/12K/18K/24K 0–.40 WC (multi-zone)
- Built-in drain lift
- Wall controller included (FPWC1)
- Control lock function on controller

*indicates sustainability feature*



## Single-zone



FPHFR09A3D, FPHFR12A3D



FPHFR18A3D, FPHFR24A3D, FPHFR36A3D

**EXTREME TEMPERATURE HEATING & COLOR**

- Low ambient heat pump operation down to -22°F
- Low ambient cooling operation down to 5°F
- Low temperature compressor start-up protection

## Multi-zone



FPHMR18A3D



FPHMR27A3D, FPHMR36A3D, FPHMR42A3D

**EXTREME TEMPERATURE HEATING & COLOR**

- Low ambient heat pump operation down to -13°F
- Low ambient cooling operation down to 5°F
- Low temperature compressor start-up protection



FPHFD09A3D, FPHFD12A3D, FPHFD18A3D, FPHFD24A3D, FPHSD36A3D

PRECISION INVERTER® | DIAMONDBLUE™ Advanced Corrosion Protection | ENERGY STAR | ENERGY STAR COLD CLIMATE

| | | | | | | | |
|---|---|---|---|---|---|---|---|
| MODEL | Model Set | Unit | FPHD093D | FPHD123D | FPHD183D | FPHC243D | FPHC363D |
| | Indoor Model | | FPHFD09A3D | FPHFD12A3D | FPHFD18A3D | FPHFD24A3D | FPHSD36A3D |
| | Outdoor Model | | FPHFR09A3D | FPHFR12A3D | FPHFR18A3D | FPHFR24A3D | FPHFR36A3D |
| | Power Supply | V/Hz/ph | 208V/230V~, 60Hz, 1P | | | | |
| | ENERGY STAR® Standard | Y/N | Y | Y | Y | Y | Y |
| | ENERGY STAR – Cold Climate | Y/N | Y | Y | Y | Y | Y |
| COOLING | Rated Capacity @ 95°F | Btu/h | 9,000 | 12,000 | 18,000 | 24,000 | 33,000 |
| | Cooling Capacity Range (Min.–Max.) | Btu/h | 4,300–14,500 | 4,300–14,500 | 6,500–25,000 | 9,000–31,500 | 12,000–45,000 |
| | EER2 @ 95°F | Btu/h/W | 3.43 | 3.43 | 3.43 | 3.43 | 3.43 |
| | SEER2 | Btu/h/W | 19.50 | 19.50 | 19.00 | 19.00 | 18.50 |
| | Cooling Operating Range | °F | 5–125 | 5–125 | 5–125 | 5–125 | 5–125 |
| HEATING | Rated Capacity @ 47°F | Btu/h | 9,000 | 12,000 | 18,000 | 24,000 | 36,000 |
| | Heating Capacity Range (Min.–Max.) | Btu/h | 5,300–18,000 | 5,300–18,000 | 5,700–30,000 | 7,600–37,500 | 11,000–45,000 |
| | COP @ 47°F | W/W | 3.52 | 3.52 | 3.43 | 3.52 | 3.64 |
| | COP @ 5°F | W/W | 1.80 | 1.80 | 2.00 | 2.00 | 2.00 |
| | HSPF2 | Btu/h/W | 9.50 | 9.50 | 9.00 | 9.50 | 9.00 |
| | Rated Capacity Heating @ 17°F (-8.3°C) | Btu/h | 8,700 | 8,700 | 13,200 | 15,800 | 25,500 |
| | Maximum Heating Capacity @ 5°F (-15°C) | Btu/h | 12,000 | 12,000 | 18,000 | 24,000 | 36,000 |
| | Maximum Heating Capacity @ -13°F (-25°C) | Btu/h | 8,800 | 8,800 | 13,200 | 17,700 | 26,500 |
| | Heating Operating Range | °F | -22–75 | -22–75 | -22–75 | -22–75 | -22–75 |
| INDOOR AIRFLOW | Air Circulation (Max./H/M/L) | $ft^3$ CFM | 324/324/294/235 | 324/324/294/235 | 530/530/471/412 | 735/735/647/559 | 1,118/1,118/1,000/883 |
| | Sound Rating – Indoor (High) | dB(A) | 57 | 57 | 60 | 68 | 69 |
| | ESP (in $H_2O$) | Rated With Filter | 0.18 | 0.18 | 0.18 | 0.58 | 0.58 |
| | | Range With Filter | 0–0.2 | 0–0.2 | 0–0.56 | 0–0.66 | 0–0.8 |
| INDOOR FAN MOTOR | Output | W | 57 | 57 | 75 | 75 | 106 |
| | Speed (High/Med/Low) | r/min | 1,110/1,000/800 | 1,110/1,000/800 | 920/820/720 | 1,400/1,250/1,100 | 1,260/1,150/1,020 |
| OUTDOOR AIRFLOW | Air Circulation (High) for Outdoor | $ft^3$ CFM | 1,354 | 1,354 | 1,853 | 2,235 | 3,350 |
| | Sound Rating – Outdoor | dB(A) | 41 | 42 | 45 | 53 | 50 |
| OUTDOOR FAN MOTOR | Output | W | 40 | 40 | 60 | 102 | 250 |
| | Speed (High) | r/min | 880 | 880 | 880 | 870 | 850 |
| ELECTRICAL | Rated Current | Cooling (A) | 3.10 | 4.50 | 6.70 | 9.40 | 13.40 |
| | | Cooling (W) | 769 | 1,025 | 1,540 | 2,050 | 2,820 |
| | | Heating (A) | 2.86 | 4.30 | 6.70 | 9.20 | 13.80 |
| | | Heating (W) | 750 | 1,000 | 1,540 | 2,050 | 2,900 |
| | MOP (Rating of Overcurrent Protective Device) | A | 15 | 15 | 20 | 25 | 35 |
| | MCA (Minimum Circuit Ampacity) | A | 12 | 12 | 16 | 22 | 30 |
| | Communication Wire Size and Type | | 4 × 14 AWG Stranded THHN | | | | |
| REFRIGERATION (R-454B) | Moisture Removal | pints/hr | 2.35 | 3.66 | 4.26 | 4.31 | 9.55 |
| | Refrigerant Charge Volume | oz. | 38.1 | 38.1 | 56.4 | 74.1 | 112.8 |
| | Liquid Pipe | in. | 1/4 | 1/4 | 1/4 | 3/8 | 3/8 |
| | Gas Pipe | in. | 3/8 | 3/8 | 1/2 | 5/8 | 5/8 |
| | Max. Pipe Length (Total) | ft. | 130 | 130 | 150 | 165 | 164 |
| | Max. Elevation (Indoor Units Higher Than Outdoor Unit) | ft. | 50 | 50 | 80 | 100 | 98 |
| | Pre-charge Pipe Length | ft. | 25 | 25 | 25 | 25 | 25 |
| | Additional Refrigerant Charge per Foot After 25 ft. | oz./ft. | 0.16 | 0.16 | 0.16 | 0.38 | 0.38 |
| INDOOR UNIT DIMENSIONS & WEIGHTS | Dimension (W×H×D) | in. | 35-7/8×7-1/2×17-5/8 | 35-7/8×7-1/2×17-5/8 | 31-1/2×9-5/8×27-1/2 | 43-1/4×9-5/8×27-1/2 | 55-1/8×11-3/4×31-1/2 |
| | | mm | 910×190×447 | 910×190×447 | 800×245×700 | 1,100×245×700 | 1,400×300×800 |
| | Packing (L×W×H) | in. | 42-1/2×22-1/4×11-1/4 | 42-1/2×22-1/4×11-1/4 | 38-5/8×12-3/8×31-7/8 | 50-3/8×12-3/8×31-7/8 | 62-1/4×15×36-1/4 |
| | | mm | 1,080×565×285 | 1,080×565×285 | 980×315×810 | 1,280×315×810 | 1,580×380×920 |
| | Net Weight | lbs. | 44.1 | 44.1 | 58.4 | 73.9 | 112.4 |
| | | kg | 20.0 | 20.0 | 26.5 | 33.5 | 51.0 |
| | Shipping Weight | lbs. | 51.8 | 51.8 | 58.4 | 73.9 | 125.7 |
| | | kg | 23.5 | 23.5 | 31.0 | 38.5 | 57.0 |
| OUTDOOR UNIT DIMENSIONS & WEIGHTS | Dimension (W×H×D) | in. | 31-7/8×22-7/8×11 | 31-7/8×22-7/8×11 | 33-7/8×26-3/8×12-1/4 | 35-3/8×29-1/2×13-3/8 | 43-1/4×34-1/2×17-3/4 |
| | | mm | 810×580×280 | 810×580×280 | 860×670×310 | 900×750×340 | 1,100×875×450 |
| | Packing (L×W×H) | in. | 37×16-1/2×25-1/4 | 37×16-1/2×25-1/4 | 39×17-3/4×28-3/4 | 41×32-5/8×18-1/8 | 45-7/8×39-1/2×21-1/4 |
| | | mm | 940×420×640 | 940×420×640 | 990×450×730 | 1,040×830×460 | 1,165×1,005×540 |
| | Net Weight | lbs. | 79.4 | 79.4 | 103.6 | 123.4 | 185.2 |
| | | kg | 36.0 | 36.0 | 47.0 | 56.0 | 84.0 |
| | Shipping Weight | lbs. | 86.0 | 86.0 | 111.3 | 132.3 | 209.4 |
| | | kg | 39.0 | 39.0 | 50.5 | 60.0 | 95.0 |

Standard | With Registration

7 YR. PARTS WARRANTY | 10 YR. COMPRESSOR WARRANTY | 10 YR. PARTS WARRANTY | 10 YR. COMPRESSOR WARRANTY

## FLOATING AIR™ PRO X | MULTI-ZONE | THE INSIDER® CONCEALED DUCTED HEAT PUMPS

| MODEL | Indoor Model | Unit | FPHFD09A3D | FPHFD12A3D | FPHFD18A3D | FPHFD24A3D |
|---|---|---|---|---|---|---|
| | Power Supply | V/ph/Hz | 208V/230V~, 60Hz, 1P | | | |
| COOLING | Rated Capacity @ 95°F | Btu/h | 9,000 | 12,000 | 18,000 | 24,000 |
| | Cooling Capacity Range (Min.–Max.) | Btu/h | 4,300–14,500 | 4,300–14,500 | 6,500–25,000 | 9,000–31,500 |
| HEATING | Rated Capacity @ 47°F | Btu/h | 9,000 | 12,000 | 18,000 | 24,000 |
| | Heating Capacity Range (Min.–Max.) | Btu/h | 5,300–18,000 | 5,300–18,000 | 5,700–30,000 | 7,600–37,500 |
| AIRFLOW | Air Circulation (H/M/L) | $ft^3$ CFM | 324/324/294/235 | 324/324/294/235 | 530/530/471/412 | 735/735/647/559 |
| | Sound Rating – Indoor (H/M/L) | dB(A) | 57 | 57 | 60 | 68 |
| | ESP (in $H_2O$) | Rated with filter | 0.18 | 0.18 | 0.18 | 0.58 |
| | | Rated with filter | 0–0.12 | 0–0.12 | 0–0.56 | 0–0.66 |
| FAN MOTOR | Output | W | 57 | 57 | 75 | 75 |
| | Speed (High/Med/Low) | r/min | 1,110/1,000/800 | 1,110/1,000/800 | 920/820/720 | 1,400/1,250/1,100 |
| DIMENSIONS & WEIGHTS | Dimension (W×H×D) | in. | 35-7/8×7-1/2×17-5/8 | 35-7/8×7-1/2×17-5/8 | 31-1/2×9-5/8×27-1/2 | 43-1/4×9-5/8×27-1/2 |
| | | mm | 910×190×447 | 910×190×447 | 800×245×700 | 1,100×245×700 |
| | Packing (L×W×H) | in. | 42-1/2×22-1/4×11-1/4 | 42-1/2×22-1/4×11-1/4 | 38-5/8×12-3/8×31-7/8 | 50-3/8×12-3/8×31-7/8 |
| | | mm | 1,080×565×285 | 1,080×565×285 | 980×315×810 | 1,280×315×810 |
| | Net Weight | lbs. | 44.1 | 44.1 | 58.4 | 73.9 |
| | | kg | 20.0 | 20.0 | 26.5 | 33.5 |
| | Shipping Weight | lbs. | 51.8 | 51.8 | 58.4 | 73.9 |
| | | kg | 23.5 | 23.5 | 31.0 | 38.5 |

Standard | With Registration

7YR. PARTS WARRANTY | 10YR. COMPRESSOR WARRANTY | 10YR. PARTS WARRANTY | 10YR. COMPRESSOR WARRANTY

## FLOATING AIR™ PRO X | MULTI-ZONE | OUTDOOR UNITS

For Outdoor Model Specs, see page 22.

# Floating Air® PRO X AIR HANDLERS

GOOD | BETTER | **BEST**

## Key Features

- All models ENERGY STAR® and ENERGY STAR® Cold Climate Heat Pump certified
- **Precision Inverter®** technology (variable speed compressor)
- Soft-Start™ compressor
- BLDC motor
- Air handler can be installed in 4 configurations; upflow, downflow, horizontal left, and horizontal right

*indicates sustainability feature*

- Aluminum indoor coil
- 3 fan speeds
- Compatible with 24V thermostats
- Efficiencies of up to 19.0 SEER2

## Multi-zone



FPHFA18A3D, FPHFA24A3D



FPHMR27A3D, FPHMR36A3D, FPHMR42A3D

**EXTREME TEMPERATURE HEATING & COOLING**

- Low ambient heat pump operation down to -13°F
- Low ambient cooling operation down to 5°F
- Low temperature compressor start-up protection

PRECISION INVERTER® | DIAMONDBLUE™ Advanced Corrosion Protection | ENERGY STAR | ENERGY STAR COLD CLIMATE

## FLOATING AIR™ PRO X | MULTI-ZONE | AIR HANDLER

| | Indoor Model | Unit | FPHFA18A3D | FPHFA24A3D |
|---|---|---|---|---|
| MODEL | Power Supply | V/ph/Hz | 208V/230V~, 60Hz, 1P | |
| COOLING | Rated Capacity @ 95°F | Btu/h | 18,000 | 24,000 |
| | Cooling Capacity Range (Min.–Max.) | Btu/h | 10,500–31,000 | 10,500–31,000 |
| HEATING | Rated Capacity @ 47°F | Btu/h | 18,000 | 24,000 |
| | Heating Capacity Range (Min.–Max.) | Btu/h | 11,700–33,000 | 11,700–33,000 |
| AIRFLOW | Rated Airflow | $ft^3$ CFM | 800 | 800 |
| | Min.–Max. | $ft^3$ CFM | 529–823 | 529–823 |
| | Sound Rating – Indoor (High) | dB(A) | 51 | 51 |
| FAN MOTOR | Output | W | 373 | 373 |
| | RLA | A | 2.6 | 2.6 |
| | Speed (High/Low) | r/min | 350–1,400 | 350–1,400 |
| DIMENSIONS & WEIGHTS | Dimension (W×H×D) | in. | 17-4/8×45×21 | 17-4/8×45×21 |
| | | mm | 445×1,143×534 | 445×1,143×534 |
| | Packing (L×H×W) | in. | 20-4/8×25-2/8×49-6/8 | 20-4/8×25-2/8×49-6/8 |
| | | mm | 520×1,265×640 | 520×1,265×640 |
| | Net Weight | lbs. | 130.5 | 130.5 |
| | | kg | 59.2 | 59.2 |
| | Shipping Weight | lbs. | 153.6 | 153.6 |
| | | kg | 69.7 | 69.7 |

AHRI CERTIFIED | AHRI CERTIFIED | ETL c ETL

Standard: 7 YR. PARTS WARRANTY | 10 YR. COMPRESSOR WARRANTY

With Registration: 10 YR. PARTS WARRANTY | 10 YR. COMPRESSOR WARRANTY



| | Outdoor Model | | FPHMR18A3D | FPHMR27A3D | FPHMR36A3D | FPHMR42A3D |
|---|---|---|---|---|---|---|
| OUTDOOR MODEL | Power Supply | V/Hz/ph | 208V/230V~, 60Hz,1P | | | |
| | ENERGY STAR® Standard* | Y/N | Y | Y | Y | Y |
| | ENERGY STAR – Cold Climate* | Y/N | Y | Y | Y | Y |
| COOLING | Rated Capacity @ 95°F | Btu/h | 18,000 | 27,000 | 36,000 | 42,000 |
| | Cooling Capacity Range (Min.–Max.) | Btu/h | 9,000–22,000 | 9,000–31,000 | 9,000–46,800 | 9,000–54,600 |
| | EER2 @ 95°F* | Btu/h/W | 13.30 | 12.85 | 12.85 | 12.00 |
| | SEER2* | Btu/h/W | 22.00 | 23.00 | 22.00 | 22.00 |
| | Cooling Operating Range (Min.–Max.) | °F | 5–125 | 5–125 | 5–125 | 5–125 |
| HEATING | Rated Capacity @ 47°F | Btu/h | 18,000 | 27,000 | 36,000 | 42,000 |
| | Heating Capacity Range (Min.–Max.) | Btu/h | 9,000–30,000 | 9,000–44,000 | 9,000–54,000 | 9,000–58,000 |
| | COP @ 47°F* | W/W | 3.82 | 3.60 | 3.91 | 3.60 |
| | COP @ 5°F* | W/W | 1.99 | 1.82 | 1.92 | 1.92 |
| | HSPF2* | Btu/h/W | 10.0 | 10.0 | 10.0 | 9.50 |
| | Rated Capacity Heating @ 17°F (-8.3°C) | Btu/h | 11,500 | 17,600 | 22,600 | 28,200 |
| | Maximum Heating Capacity @ 5°F (-15°C) | Btu/h | 18,000 | 27,000 | 36,000 | 36,000 |
| | Maximum Heating Capacity @ -13°F (-25°C) | Btu/h | 13,356 | 19,177 | 26,175 | 27,216 |
| | Heating Operating Range (Min.–Max.) | °F | -13–75 | -13–75 | -13–75 | -13–75 |
| AIRFLOW | Air Circulation (High) for Outdoor | $ft^3$ CFM | 1,850 | 3,357 | 3,357 | 3,357 |
| | Sound Rating – Outdoor | dB(A) | 55 | 62 | 64 | 64 |
| FAN MOTOR | Output | W | 60 | 220 | 220 | 220 |
| | Speed (High) | r/min | 880 | 850 | 830 | 830 |
| ELECTRICAL | Rated Current | Cooling (A) | 5.83 | 9.3 | 12.8 | 15.5 |
| | | Cooling (W) | 1,350 | 2,100 | 2,802 | 3,500 |
| | | Heating (A) | 6.05 | 10.0 | 12.5 | 18.0 |
| | | Heating (W) | 1,380 | 2,200 | 2,700 | 3,910 |
| | MOP (Rating of Overcurrent Protective Device) | A | 25 | 30 | 35 | 40 |
| | MCA (Minimum Circuit Ampacity) | A | 21 | 25 | 32 | 36 |
| | Communication Wire Size and Type | | 4 × 14 AWG Stranded THHN | | | |
| REFRIGERATION (R-454B) | Moisture Removal | pints/hr | 2.4 | 3.0 | 4.3 | 4.35 |
| | Refrigerant Charge Volume | oz. | 51.1 | 76.2 | 105.8 | 105.8 |
| | Liquid Pipe | in. | 1/4 | 1/4 | 1/4 | 1/4 |
| | Gas Pipe | in. | 3/8 | 3/8 | 3/8 | 3/8 |
| | Connection | | Flare | Flare | Flare | Flare |
| | Max. Pipe Length (Total) | ft. | 164.0 | 230.0 | 230.0 | 262.0 |
| | Max. Elevation (Indoor Units Higher Than Outdoor Unit) | ft. | 49.0 | 49.0 | 49.0 | 49.0 |
| | Pre-charge Pipe Length | ft. | 50.0 | 75.0 | 100.0 | 125.0 |
| | Additional Refrigerant Charge per Foot After 25 ft. | oz./ft. | 0.16 | 0.16 | 0.16 | 0.16 |
| DIMENSIONS & WEIGHTS | Dimension (W×H×D) | in. | 33-7/8×26-3/8×12-1/4 | 38-3/8×32-7/8×14-1/8 | 38-3/8×32-7/8×14-1/8 | 38-3/8×32-7/8×14-1/8 |
| | | mm | 860×670×310 | 975×835×360 | 975×835×360 | 975×835×360 |
| | Packing (L×W×H) | in. | 39×17-3/4×28-3/4 | 43-3/4×18-1/8×37-3/4 | 43-3/4×18-1/8×37-3/4 | 43-3/4×18-1/8×37-3/4 |
| | | mm | 990×450×730 | 1,111×460×960 | 1,111×460×960 | 1,111×460×960 |
| | Net Weight | lbs. | 101.4 | 160.6 | 169.8 | 172.0 |
| | | kg | 46.0 | 72.9 | 77.0 | 78.0 |
| | Shipping Weight | lbs. | 112.4 | 183.2 | 191.8 | 194 |
| | | kg | 51.0 | 83.1 | 87.0 | 88.0 |

Standard: 7YR. PARTS WARRANTY; 10YR. COMPRESSOR WARRANTY

With Registration: 10YR. PARTS WARRANTY; 10YR. COMPRESSOR WARRANTY

*Efficiency data shown based on non-ducted indoor application.*

## FLOATING AIR™ PRO X | MULTI-ZONE CONFIGURATIONS

Mix and match any combination of indoor units up to the maximum connected capacity.



**FPHMR18A3D**
**24,000 Btu**
MAX. CONNECTED CAPACITY

### 2 ZONES
MINIMUM combination must be 50% of nameplate capacity

**Combinations SHOULD NOT:**
Exceed the maximum allowable total indoor unit connected capacity of 24,000 Btu.



**FPHMR27A3D**
**36,000 Btu**
MAX. CONNECTED CAPACITY

### 2 ZONES
MINIMUM combination must be 50% of nameplate capacity

### 3 ZONES
Choose any combination of (3) indoor units.

**Combinations SHOULD NOT:**
Exceed the maximum allowable total indoor unit connected capacity of 36,000 Btu.



**FPHMR36A3D**
**48,000 Btu**
MAX. CONNECTED CAPACITY

### 2 ZONES
Choose two (2) 18,000 Btu indoor units

### 3 ZONES
Choose any combination of (3) indoor units with no more than (2) 18,000 Btu indoor units plus (1) other indoor unit.

### 4 ZONES
Choose any combination of (4) indoor units. When an air handler is installed, the maximum combination is (3) indoor units.

**Combinations SHOULD NOT:**
Exceed the maximum allowable total indoor unit connected capacity of 48,000 Btu.



**FPHMR42A3D**
**54,000 Btu**
MAX. CONNECTED CAPACITY

### 2 ZONES
Choose two (2) indoor units up to 48,000 Btu

### 3 ZONES
Choose any combination of (3) indoor units with no more than (2) 18,000 Btu indoor units plus (1) other indoor unit.

### 4 ZONES
Choose any combination of (4) indoor units.

### 5 ZONES
Choose any combination of (5) indoor units. When an air handler is installed, the maximum combination is (4) indoor units.

Combinations **SHOULD NOT:**
Exceed the maximum allowable total indoor unit connected capacity of 54,000 Btu.

## MULTI-ZONE CONFIGURATION, AHRI RATINGS

| Friedrich Model | AHRI Reference Number | Indoor Type | System Cooling 95°F Capacity | EER2 | SEER2 | High Heat 47°F | HSPF2 | Low Heat 17°F | COP 5°F | Maximum Heating Capacity -13°F |
|---|---|---|---|---|---|---|---|---|---|---|
| FPHMR18A3D | 215792836 | Non-Ducted Indoor Units | 18,000 | 13.30 | 22 | 18,000 | 10 | 11,500 | 1.99 | 13,356 |
| | 215792837 | Ducted Indoor Units | 18,000 | 12.00 | 17.5 | 18,000 | 9.4 | 11,900 | 1.96 | 13,356 |
| | 215792838 | Mixed Ducted and Non-Ducted Indoor Units | 18,000 | 12.65 | 19.75 | 18,000 | 9.7 | 11,700 | 1.96 | 13,356 |
| FPHMR27A3D | 215792839 | Non-Ducted Indoor Units | 27,000 | 12.85 | 23 | 27,000 | 10 | 17,600 | 1.82 | 19,177 |
| | 215792840 | Ducted Indoor Units | 27,000 | 11.50 | 18 | 27,000 | 8.8 | 18,200 | 1.84 | 19,177 |
| | 215792841 | Mixed Ducted and Non-Ducted Indoor Units | 27,000 | 12.20 | 20.5 | 27,000 | 9.4 | 18,000 | 1.82 | 19,177 |
| FPHMR36A3D | 215792846 | Non-Ducted Indoor Units | 36,000 | 12.85 | 22 | 36,000 | 10 | 22,600 | 1.92 | 26,175 |
| | 215792845 | Ducted Indoor Units | 36,000 | 12.85 | 19 | 36,000 | 9 | 21,000 | 1.83 | 26,175 |
| | 215792847 | Mixed Ducted and Non-Ducted Indoor Units | 36,000 | 12.85 | 20.5 | 36,000 | 9.5 | 21,800 | 1.87 | 26,175 |
| FPHMR42A3D | 215792843 | Non-Ducted Indoor Units | 42,000 | 12.00 | 22 | 48,000 | 9.5 | 28,200 | 1.92 | 27,216 |
| | 215792842 | Ducted Indoor Units | 42,000 | 11.35 | 18 | 45,000 | 8.8 | 27,400 | 1.83 | 27,216 |
| | 215792844 | Mixed Ducted and Non-Ducted Indoor Units | 42,000 | 11.80 | 20 | 46,500 | 9.15 | 27,800 | 1.87 | 27,216 |

Standard | With Registration

7 YR. PARTS WARRANTY | 10 YR. COMPRESSOR WARRANTY | 10 YR. PARTS WARRANTY | 10 YR. COMPRESSOR WARRANTY

# FLOATING AIR™ PRO X | MULTI-ZONE ALLOWABLE CONFIGURATIONS

Choose the outdoor unit that is applicable to the number of indoor spaces you want to heat and cool. Mix-and-match flexibility lets you pick the type of indoor units best suited to the application: wall-mounted, ceiling cassette, concealed ducted, or air handlers.



## 2 ZONES ONLY

**18,000 BTU**

*24,000 Btu max. connected capacity*



## 2 OR 3 ZONES

**27,000 BTU**

*36,000 Btu max. connected capacity*



## 2, 3, OR 4 ZONES

**36,000 BTU**

*48,000 Btu max. connected capacity*

| FPHMR18A3D | | |
|---|---|---|
| ZONE 1 | ZONE 2 | TOTAL |
| 7 | 7 | 14 |
| 7 | 9 | 16 |
| 7 | 12 | 19 |
| 9 | 9 | 18 |
| 9 | 12 | 21 |
| 12 | 12 | 24 |

| FPHMR27A3D | | | |
|---|---|---|---|
| ZONE 1 | ZONE 2 | ZONE 3 | TOTAL |
| 7 | 7 | - | 14 |
| 7 | 9 | - | 16 |
| 7 | 12 | - | 19 |
| 7 | 18 | - | 25 |
| 9 | 9 | - | 18 |
| 9 | 12 | - | 21 |
| 9 | 18 | - | 27 |
| 9 | 24 | - | 33 |
| 12 | 12 | - | 24 |
| 12 | 18 | - | 30 |
| 18 | 18 | - | 36 |
| 7 | 7 | 7 | 21 |
| 7 | 7 | 9 | 23 |
| 7 | 7 | 12 | 26 |
| 7 | 7 | 18 | 32 |
| 7 | 9 | 9 | 25 |
| 7 | 9 | 12 | 28 |
| 7 | 9 | 18 | 34 |
| 7 | 12 | 12 | 31 |
| 7 | 12 | 18 | 37 |
| 9 | 9 | 9 | 27 |
| 9 | 9 | 12 | 30 |
| 9 | 9 | 18 | 36 |
| 9 | 12 | 12 | 33 |
| 12 | 12 | 12 | 36 |

Floating Air™ Multi-zone allowable combinations that exceed our 100% ratio.

| FPHMR36A3D | | | | |
|---|---|---|---|---|
| ZONE 1 | ZONE 2 | ZONE 3 | ZONE 4 | TOTAL |
| 7 | 24 | - | - | 31* |
| 9 | 24 | - | - | 33* |
| 12 | 18 | - | - | 30* |
| 12 | 24 | - | - | 36* |
| 18 | 18 | - | - | 36* |
| 18 | 24 | - | - | 42* |
| 24 | 24 | - | - | 48* |
| 7 | 7 | 7 | - | 21 |
| 7 | 7 | 9 | - | 23 |
| 7 | 7 | 12 | - | 26 |
| 7 | 7 | 18 | - | 32* |
| 7 | 7 | 24 | - | 38* |
| 7 | 9 | 9 | - | 25 |
| 7 | 9 | 12 | - | 28 |
| 7 | 9 | 18 | - | 34* |
| 7 | 9 | 24 | - | 40* |
| 7 | 12 | 12 | - | 31 |
| 7 | 12 | 18 | - | 37* |
| 7 | 12 | 24 | - | 43* |
| 7 | 18 | 24 | - | 49 |
| 9 | 9 | 9 | - | 27 |
| 9 | 9 | 12 | - | 30 |
| 9 | 9 | 18 | - | 36* |
| 9 | 9 | 24 | - | 42* |
| 9 | 12 | 12 | - | 33 |
| 9 | 12 | 18 | - | 39* |
| 9 | 12 | 24 | - | 45* |
| 9 | 18 | 24 | - | 51 |
| 12 | 12 | 12 | - | 36 |
| 12 | 12 | 18 | - | 42* |
| 12 | 12 | 24 | - | 48* |
| 18 | 18 | 7 | - | 43* |
| 18 | 18 | 9 | - | 45* |
| 18 | 18 | 12 | - | 48* |
| 7 | 7 | 7 | 7 | 28 |
| 7 | 7 | 7 | 9 | 30 |
| 7 | 7 | 7 | 12 | 33 |
| 7 | 7 | 7 | 18 | 39 |
| 7 | 7 | 7 | 24 | 45 |
| 7 | 7 | 9 | 9 | 32 |
| 7 | 7 | 12 | 12 | 35 |
| 7 | 7 | 9 | 18 | 41 |
| 7 | 7 | 9 | 24 | 47 |
| 7 | 7 | 12 | 12 | 38 |
| 7 | 7 | 12 | 18 | 44 |
| 7 | 7 | 12 | 24 | 50 |
| 7 | 9 | 9 | 9 | 34 |
| 7 | 9 | 9 | 12 | 37 |
| 7 | 9 | 9 | 18 | 43 |
| 7 | 9 | 9 | 24 | 49 |
| 7 | 9 | 12 | 12 | 40 |
| 7 | 9 | 12 | 18 | 46 |
| 7 | 9 | 12 | 24 | 52 |
| 7 | 12 | 12 | 12 | 43 |
| 7 | 12 | 12 | 18 | 49 |
| 9 | 9 | 9 | 9 | 36 |
| 9 | 9 | 9 | 12 | 39 |
| 9 | 9 | 9 | 18 | 45 |
| 9 | 9 | 9 | 24 | 51 |
| 9 | 9 | 12 | 12 | 42 |
| 9 | 9 | 12 | 18 | 48 |
| 9 | 12 | 12 | 12 | 45 |
| 9 | 12 | 12 | 18 | 51 |
| 12 | 12 | 12 | 12 | 48 |

*Acceptable combination allowed with air handler unit.

## INDOOR UNITS



Wall-mounted

| MODEL | BTU |
|---|---|
| FAHMW07A3D | 7,000 |
| FAHFW09A3D | 9,000 |
| FAHFW12A3D | 12,000 |
| FAHFW18A3D | 18,000 |
| FAHFW24A3D | 24,000 |



Ceiling cassette

| MODEL | BTU |
|---|---|
| FPHFC09A3D | 9,000 |
| FPHFC12A3D | 12,000 |
| FPHFC18A3D | 18,000 |
| FPHFC24A3D | 24,000 |



Concealed ducted

| MODEL | BTU |
|---|---|
| FPHFD09A3D | 9,000 |
| FPHFD12A3D | 12,000 |
| FPHFD18A3D | 18,000 |
| FPHFD24A3D | 24,000 |



Air handler

| MODEL | BTU |
|---|---|
| FPHFA18A3D | 18,000 |
| FPHFA24A3D | 24,000 |

# FLOATING AIR™ PRO X | MULTI-ZONE ALLOWABLE CONFIGURATIONS



**2, 3, 4, OR 5 ZONES**

**42,000 BTU**

*54,000 Btu max. connected capacity*

| FPHMR42A3D | | | | | |
|---|---|---|---|---|---|
| ZONE 1 | ZONE 2 | ZONE 3 | ZONE 4 | ZONE 5 | TOTAL |
| 12 | 24 | - | - | - | 36* |
| 18 | 18 | - | - | - | 36* |
| 18 | 24 | - | - | - | 42* |
| 24 | 24 | - | - | - | 48* |
| 7 | 7 | 7 | - | - | 21 |
| 7 | 7 | 9 | - | - | 23 |
| 7 | 7 | 12 | - | - | 26 |
| 7 | 7 | 18 | - | - | 32* |
| 7 | 7 | 24 | - | - | 38* |
| 7 | 9 | 9 | - | - | 25 |
| 7 | 9 | 12 | - | - | 28 |
| 7 | 9 | 18 | - | - | 34* |
| 7 | 9 | 24 | - | - | 40* |
| 7 | 12 | 12 | - | - | 31 |
| 7 | 12 | 18 | - | - | 37* |
| 7 | 12 | 24 | - | - | 43* |
| 7 | 18 | 18 | - | - | 43* |
| 7 | 18 | 24 | - | - | 49* |
| 9 | 9 | 9 | - | - | 27 |
| 9 | 9 | 12 | - | - | 30 |
| 9 | 9 | 18 | - | - | 36* |
| 9 | 9 | 24 | - | - | 42* |
| 9 | 12 | 12 | - | - | 33 |
| 9 | 12 | 18 | - | - | 39* |
| 9 | 12 | 24 | - | - | 45* |
| 9 | 18 | 18 | - | - | 45* |
| 9 | 18 | 24 | - | - | 51* |
| 12 | 12 | 12 | - | - | 36 |
| 12 | 12 | 18 | - | - | 42* |
| 12 | 12 | 24 | - | - | 48* |
| 12 | 18 | 18 | - | - | 48* |
| 12 | 18 | 24 | - | - | 54* |
| 7 | 7 | 7 | 7 | - | 28 |
| 7 | 7 | 7 | 9 | - | 30 |
| 7 | 7 | 7 | 12 | - | 33 |
| 7 | 7 | 7 | 18 | - | 39* |
| 7 | 7 | 7 | 24 | - | 45* |
| 7 | 7 | 9 | 9 | - | 32 |
| 7 | 7 | 9 | 12 | - | 35 |
| 7 | 7 | 9 | 18 | - | 41* |
| 7 | 7 | 9 | 24 | - | 47* |
| 7 | 7 | 12 | 12 | - | 38 |
| 7 | 7 | 12 | 18 | - | 44* |
| 7 | 7 | 12 | 24 | - | 50* |
| 7 | 7 | 18 | 24 | - | 56 |
| 7 | 9 | 9 | 9 | - | 34 |
| 7 | 9 | 9 | 12 | - | 37 |
| 7 | 9 | 9 | 18 | - | 43* |
| 7 | 9 | 9 | 24 | - | 49* |
| 7 | 9 | 12 | 12 | - | 40 |
| 7 | 9 | 12 | 18 | - | 46* |
| 7 | 9 | 12 | 24 | - | 52* |
| 7 | 9 | 18 | 24 | - | 58 |
| 7 | 12 | 12 | 12 | - | 43 |
| 7 | 12 | 12 | 18 | - | 49* |
| 7 | 12 | 12 | 24 | - | 55 |
| 9 | 9 | 9 | 9 | - | 36 |
| 9 | 9 | 9 | 12 | - | 39 |
| 9 | 9 | 9 | 18 | - | 45* |
| 9 | 9 | 9 | 24 | - | 51* |
| 9 | 9 | 12 | 12 | - | 42 |
| 9 | 9 | 12 | 18 | - | 48* |
| 9 | 9 | 12 | 24 | - | 54* |
| 9 | 9 | 18 | 24 | - | 60 |
| 9 | 12 | 12 | 12 | - | 45 |
| 9 | 12 | 12 | 18 | - | 51* |
| 9 | 12 | 12 | 24 | - | 57 |
| 12 | 12 | 12 | 12 | - | 48 |
| 12 | 12 | 12 | 18 | - | 54* |

| FPHMR42A3D | | | | | |
|---|---|---|---|---|---|
| ZONE 1 | ZONE 2 | ZONE 3 | ZONE 4 | ZONE 5 | TOTAL |
| 7 | 7 | 7 | 7 | 7 | 35 |
| 7 | 7 | 7 | 7 | 9 | 37 |
| 7 | 7 | 7 | 7 | 12 | 40 |
| 7 | 7 | 7 | 7 | 18 | 46 |
| 7 | 7 | 7 | 7 | 24 | 52 |
| 7 | 7 | 7 | 9 | 9 | 39 |
| 7 | 7 | 7 | 9 | 12 | 42 |
| 7 | 7 | 7 | 9 | 18 | 48 |
| 7 | 7 | 7 | 9 | 24 | 54 |
| 7 | 7 | 7 | 12 | 12 | 45 |
| 7 | 7 | 7 | 12 | 18 | 51 |
| 7 | 7 | 9 | 9 | 9 | 41 |
| 7 | 7 | 9 | 9 | 12 | 44 |
| 7 | 7 | 9 | 9 | 18 | 50 |
| 7 | 7 | 9 | 12 | 12 | 47 |
| 7 | 7 | 12 | 12 | 12 | 50 |
| 7 | 9 | 9 | 9 | 9 | 43 |
| 7 | 9 | 9 | 9 | 12 | 46 |
| 7 | 9 | 9 | 9 | 18 | 52 |
| 7 | 9 | 9 | 12 | 12 | 49 |
| 7 | 9 | 12 | 12 | 12 | 52 |
| 9 | 9 | 9 | 9 | 9 | 45 |
| 9 | 9 | 9 | 9 | 12 | 48 |
| 9 | 9 | 9 | 9 | 18 | 54 |
| 9 | 9 | 9 | 12 | 12 | 51 |
| 9 | 9 | 12 | 12 | 12 | 54 |

**Acceptable combination allowed with air handler unit.*

# TECH SPECS

## REFRIGERATION LINESETS (REQUIRED)
## OUTSIDE DIMENSIONS & MIN./MAX. LENGTHS

| Model Set | Liquid | Suction | Lineset Kit | Lineset Kit | Min. (ft.) | Max. Each/ Total (ft.) |
|---|---|---|---|---|---|---|
| **FLOATING AIR™ PRO X SERIES WALL-MOUNTED** | | | | | | |
| FXHW093D | 1/4 | 3/8 | T32150 - 15' | T32350 - 35' | 10 | 82 |
| FXHW123D | 1/4 | 3/8 | T32150 - 15' | T32350 - 35' | 10 | 82 |
| FXHW183D | 1/4 | 1/2 | T42150 - 15' | T42250 - 25' | 10 | 82 |
| FXHW243D | 3/8 | 5/8 | T53250 - 25' | T53350 - 35' | 10 | 164 |
| **FLOATING AIR™ PRO SERIES WALL-MOUNTED** | | | | | | |
| FPHW091C | 1/4 | 3/8 | T32150 - 15' | T32350 - 35' | 10 | 66 |
| FPHW121C | 1/4 | 3/8 | T32150 - 15' | T32350 - 35' | 10 | 66 |
| FPHW093D | 1/4 | 3/8 | T32150 - 15' | T32350 - 35' | 10 | 66 |
| FPHW123D | 1/4 | 3/8 | T32150 - 15' | T32350 - 35' | 10 | 66 |
| FPHW183D | 1/4 | 1/2 | T42150 - 15' | T42250 - 25' | 10 | 98 |
| FPHW243D | 3/8 | 5/8 | T53250 - 25' | T53350 - 35' | 10 | 98 |
| **FLOATING AIR™ SELECT SERIES WALL-MOUNTED** | | | | | | |
| FSHW091C | 1/4 | 3/8 | T32150 - 15' | T32350 - 35' | 10 | 66 |
| FSHW121C | 1/4 | 3/8 | T32150 - 15' | T32350 - 35' | 10 | 66 |
| FSHW183D | 1/4 | 1/2 | T42150 - 15' | T42350 - 35' | 10 | 98 |
| FSHW243D | 3/8 | 5/8 | T53250 - 25' | T53350 - 35' | 10 | 98 |
| FSHW363D | 3/8 | 5/8 | T53250 - 25' | T53350 - 35' | 15 | 98 |
| **FLOATING AIR™ PRO X SERIES CASSETTE SINGLE-ZONE** | | | | | | |
| FPHC093D | 1/4 | 3/8 | T32150 - 15' | T32350 - 35' | 10 | 82 |
| FPHC123D | 1/4 | 3/8 | T32150 - 15' | T32350 - 35' | 10 | 82 |
| FPHC183D | 1/4 | 1/2 | T42150 - 15' | T42250 - 25' | 10 | 82 |
| FPHC243D | 3/8 | 5/8 | T53250 - 25' | T53350 - 35' | 10 | 164 |
| FPHC363D | 3/8 | 3/4 | T63500 - 50' | | 10 | 164 |
| **FLOATING AIR™ PRO X SERIES THE INSIDER® SINGLE-ZONE CONCEALED DUCTED** | | | | | | |
| FPHD093D | 1/4 | 3/8 | T32150 - 15' | T32350 - 35' | 10 | 82 |
| FPHD123D | 1/4 | 3/8 | T32150 - 15' | T32350 - 35' | 10 | 82 |
| FPHD183D | 1/4 | 1/2 | T42150 - 15' | T42250 - 25' | 10 | 82 |
| FPHD243D | 3/8 | 5/8 | T53250 - 25' | T53350 - 35' | 10 | 164 |
| FPHD363D | 3/8 | 3/4 | T63500 - 50' | | 10 | 164 |
| **FLOATING AIR™ PRO X SERIES MULTI-ZONE OUTDOOR** | | | | | | |
| FPHMR18A3D | 1/4 | 3/8 | T32150 - 15' | T32350 - 35' | 25 | 82/164 |
| FPHMR27A3D | 1/4 | 3/8 | T32150 - 15' | T32350 - 35' | 25 | 82/230 |
| FPHMR36A3D | 1/4 | 3/8 | T32150 - 15' | T32350 - 35' | 25 | 82/230 |
| FPHMR42A3D | 1/4 | 3/8 | T32150 - 15' | T32350 - 35' | 25 | 82/262 |

AIR HANDLER REFRIGERATION LINESET INFORMATION COMING SOON.

## TORQUE WRENCH SETTINGS

| Outside Diameter | | Torque | |
|---|---|---|---|
| in. | mm | ft.-lbs. | N·m |
| 1/4 | 6.35 | 13 – 18 | 17.6 – 24.5 |
| 3/8 | 9.52 | 25 – 30 | 33.3 – 41.2 |
| 1/2 | 12.7 | 40 – 47 | 53.9 – 64.7 |
| 5/8 | 15.88 | 45 – 59 | 61.7 – 80.4 |

# MODEL IDENTIFICATION GUIDE

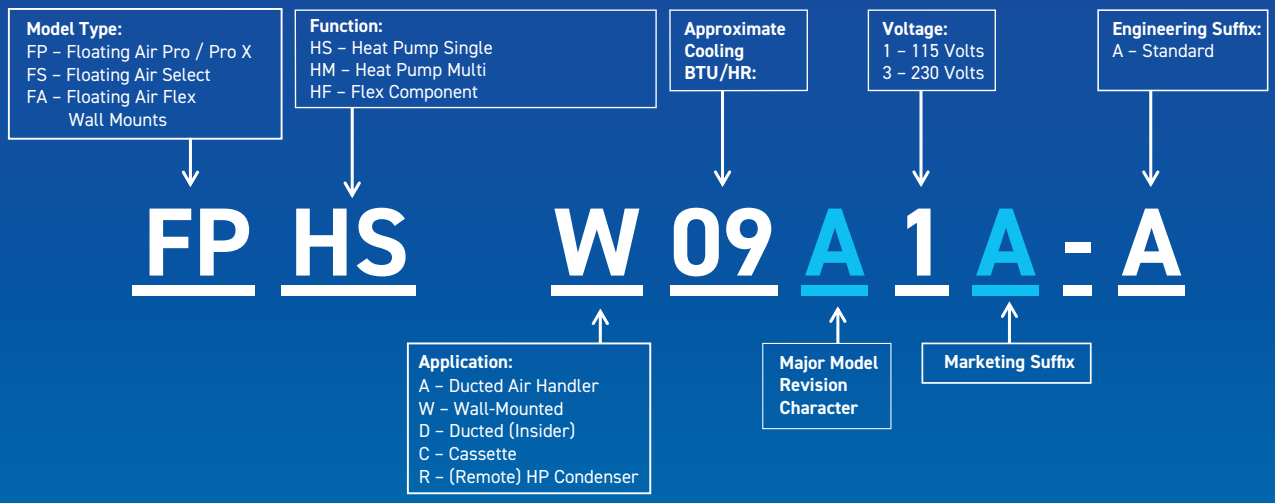


# ACCESSORIES

## FreshAire® IAQ (Optional)



**FreshAire Purifier APWM1 by iWave® –** Optional accessory for all wall-mounted ductless models that kills mold, bacteria and viruses—while effectively removing odors and VOCs.

## Wall Controllers (Optional)



**FPWC1 –** Optional hard-wired controller for Floating Air wall-mounted and cassette indoor models. Included with concealed ducted models. Not compatible with AHU indoor models. See your Friedrich representative for options.




**DSSXEMWRTA4 –** Optional wireless energy management thermostat with occupancy sensor. Compatible with Floating Air wall-mounted, cassette, and concealed ducted indoor models. Not compatible with AHU indoor models. See your Friedrich representative for options.

## Sensors (Optional, Depending Upon Model)



**ADS01 –** Field-installed A2L sensor for Floating Air R-454B wall-mounted applications.
**ADS02 –** Field-installed A2L sensor for Floating Air R-32 wall-mounted applications.
See Installation and Operational Manual for additional information & requirements.

# FRIEDRICH® FLOATING AIR™
## FEATURES AT A GLANCE

Floating Air®
VERSATILE, SUPER-EFFICIENT & ULTRA-QUIET

**Cooling & Heating Efficiencies Up To:**
25.0 SEER2 / 14.1 EER2 / 11.0 HSPF2

**Cooling & Heating Capacities*:**
- 9–36K nominal BTU (single-zone)
- 18–42K nominal BTU (multi-zone)

**Sound Rating:**
- Indoor units – As low as 32 dB(A)
- Outdoor units – As low as 53 dB(A)

**Compressor Type:** Precision Inverter® variable speed

**ENERGY STAR® Heat Pump Certified:**
Yes – some Select and all Pro and Pro X models

**ENERGY STAR® Cold Climate Heat Pump Certified:** Yes – all Pro and Pro X models

**Refrigerant Type:**
- Low-GWP R-454B (Pro and Pro X models)
- Low-GWP R-32 (Select models)

**Key Features:**
- ***FastPro***® Easy-service Design (wall-mounted models only**)
- Built-in Wi-Fi with ComfortPro mobile app (wall-mounted and ceiling cassette models only)
- Precision Inverter® technology
- Extreme Heat Pump Operation (Pro X models only)
- Diamonblue™ Advanced Corrosion Protection
- FreshAire® IAQ ready

**Additional Standard Features:**
- Auto changeover (Single-zone only)
- Wall controller option with 7-day programmability
- 24-hour programmable timer
- Washable air filter
- 4-way auto swing (wall-mounted and ceiling cassette models only)

**Limited Warranty:**
- Parts – 7 years (standard) or 10 years (with registration at RegisterMyUnit.com)
- Compressor – 10 years (standard)

**See model series for details*
***Excludes FAHSW36A3D*

**Friedrich.com/FloatingAir**

FRIEDRICH

**Friedrich.com**

### Delivering Boldly Crafted Comfort

Founded in 1883, Friedrich Air Conditioning Co. is an expert in providing residential and commercial comfort solutions—from premium room air conditioners to whole-home / whole-building equipment and more. Designed to be among the most advanced and quietest available, all Friedrich products are engineered to deliver precise temperature control to make spaces comfortable—quickly and efficiently.


**Friedrich USA**
5600 Old Greenwood Road
Fort Smith, Arkansas 72908

**Friedrich Canada Ltd. / Ltée**
125 Edgeware Road, Unit 1
Brampton, Ontario L6Y 0P5


*Rheem Sales Company, Inc. manufactures the Friedrich brand of residential heating & cooling products. In keeping with its policy of continuous progress and product improvement, Rheem reserves the right to make changes without notice.*

ENERGY STAR

7 YR. PARTS WARRANTY

10 YR. COMPRESSOR WARRANTY

SUSTAINABILITY STANDOUT®

*Many Friedrich Floating Air™ Pro and Pro X models have earned our Sustainability Standout® seal, indicating that they are among the best of the best. We created the seal to help you more easily find the products that save energy, save money and save the planet.*

*Due to continuing research in new energy-saving technology, specifications are subject to change without notice. Your energy costs will depend on your utility rates and use. The estimated energy cost is based on a electricity cost of $.13 per kWh. For more information, visit www.ftc.gov/energy.*


*Apple and the Apple logo are trademarks of Apple Inc., registered in the U.S. and other countries. Amazon, Alexa and all related logos are trademarks of Amazon.com, Inc. or its affiliates. App Store is a service mark of Apple Inc., registered in the U.S. and other countries. Google, Google Play and the Google Play logo are trademarks of Google LLC.*

*© 2025 Friedrich Air Conditioning Co. Friedrich trademarks are owned by Friedrich Air Conditioning LLC.*



Printed in the USA | 11/25 | QG | Form No. MFR-7508 | Rev. 4